

Country assessments

The following country-by-country assessments present some of the main results from the 2010 Life in Transition Survey (LiTS). Certain key attitudes and values are shown by age and income groups, while comparisons with western European countries and with the results from the previous round of the survey in 2006 are also drawn where appropriate.

Key findings (% , weighted)

	Albania	Average Transition region	Average Western Europe
Satisfied with life	39	43	72
Trust in others	46	34	42
Perceive less corruption than four years ago	19	21	9
Concerned about climate change	46	54	54
Support both market economy and democracy	43	34	42
Households affected by the crisis	59	49	31

Impact of the crisis

The economic crisis has affected a majority of households. Around 60 per cent of respondents say that their households have been significantly affected, compared to a transition region average of about 50 per cent. This is despite the fact that Albania was one of the few countries to maintain positive growth during the crisis. There is little variation across age groups, although the upper-income category have been less affected than those lower down the income scale.

Life satisfaction

Satisfaction with life has dropped slightly since 2006.

The overall average is close to, but a little below, that for the transition region as a whole. The drop is particularly marked among the over-60s, whereas it has remained fairly stable among younger people. Unhappiness is also prevalent among low-income groups, where only 20 per cent of respondents declare that they are satisfied with life, compared to more than 30 per cent in 2006.

Optimism for the future has also declined, although from a high level. More than two-thirds of people still feel that future generations will have a better life than at present, compared with less than 50 per cent for the transition region as a whole. However, this belief is weaker among younger people.

Attitudes towards democracy and market economy

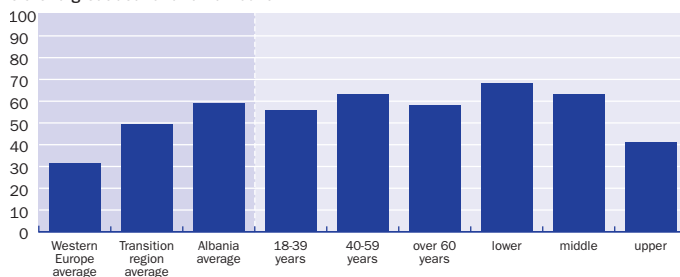
Democracy and the market economy attract strong support.

More than 40 per cent of respondents believe that a combination of the two is better than any other option. However, more than one-fifth would, under some circumstances, favour a planned economy combined with an authoritarian government. This belief is particularly prevalent among older people.

Respondents generally believe that some important features of a stable democracy are missing. Only about one-third think that Albania has free and fair elections, law and order or a strong political opposition. About one-quarter believe that the court system defends individual rights against abuse by the state.

Almost three-fifths of households have been affected by the crisis

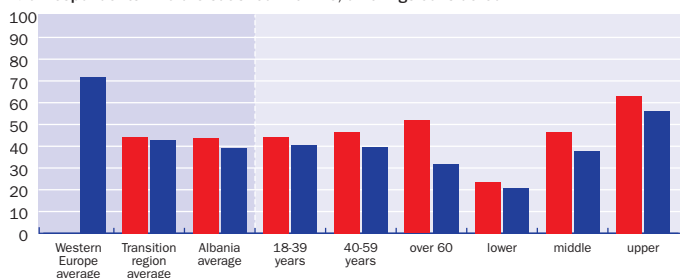
% of respondents whose households have been affected by the crisis, either a great deal or a fair amount



■ 2010

Life satisfaction remains close to the region's average

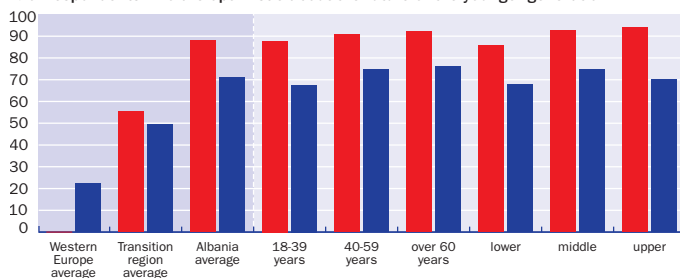
% of respondents who are satisfied with life, all things considered



■ 2006 ■ 2010

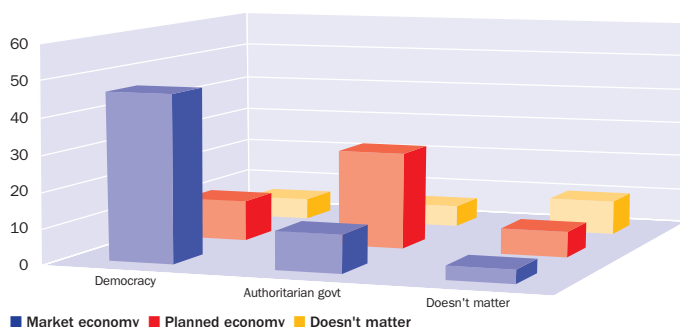
Optimism dropped across age and income groups

% of respondents who are optimistic about the future of the younger generation



■ 2006 ■ 2010

About 40 per cent of respondents prefer democracy and market economy



■ Market economy ■ Planned economy ■ Doesn't matter

Generalised and institutional trust

The level of trust in people has risen significantly since 2006. Nearly half of respondents think that people can generally be trusted, indicating a higher level of trust than in most other transition countries and higher even than the average for the five western European comparator countries (France, Germany, Italy, Sweden and the United Kingdom). There is little variation across age groups, although trust tends to be higher among upper-income groups than those at the lower- or middle-income levels.

Trust in financial institutions has held up well in the economic crisis. Banks and the financial system are trusted by nearly 60 per cent of respondents, compared with about one-quarter in the western comparators. This perhaps reflects the resilience of the Albanian financial system throughout the crisis and its limited exposure to global financial difficulties. The police and armed forces are the most trusted public institutions, while political parties, parliament and trade unions merit the least confidence.

Corruption perception

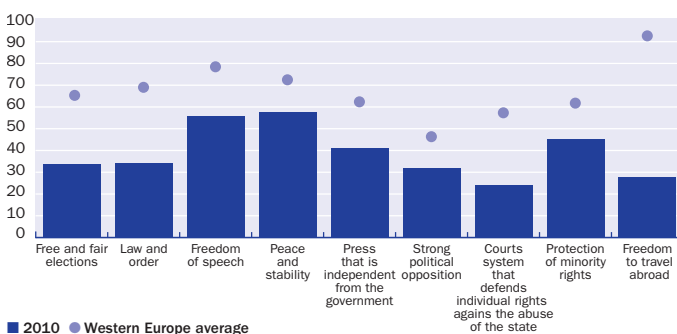
Perceptions of corruption in public institutions have generally fallen since 2006. Less than 20 per cent of respondents think that corruption has dropped since 2006, but this figure is comparable to most other transition countries. The public health system remains the sector most frequently associated with irregular payments. Nevertheless, whereas about half of respondents in 2006 indicated that such payments were common, the figure has dropped by 2010 to around 40 per cent. The percentage of those making irregular payments for other public institution services is generally between 10 per cent and 20 per cent, which is broadly comparable to the transition region average.

Priorities for government spending

Spending on education is seen as the biggest priority. Nearly 40 per cent of respondents think that education should take precedence, with health care close behind at 33 per cent. This ordering is reversed in most other transition countries and in the western comparators. There is little support for directing government resources to helping the poor as a first priority.

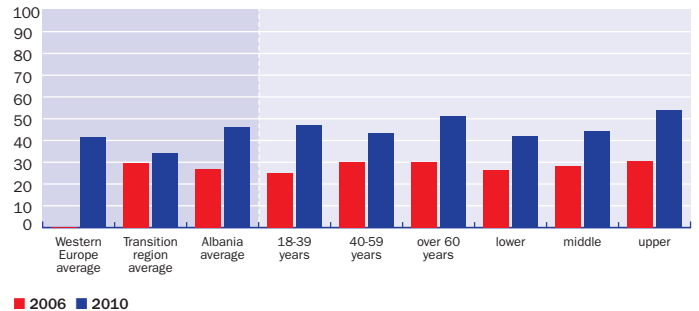
Low belief in ability to travel freely abroad

% of respondents who agree that the country has the basic democratic institutions



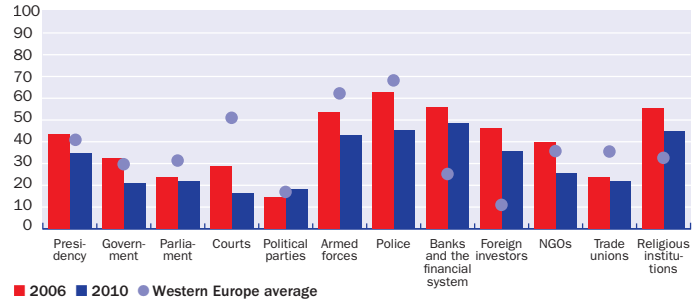
Trust in people has nearly doubled since 2006

% of people who think that, generally, people can be trusted



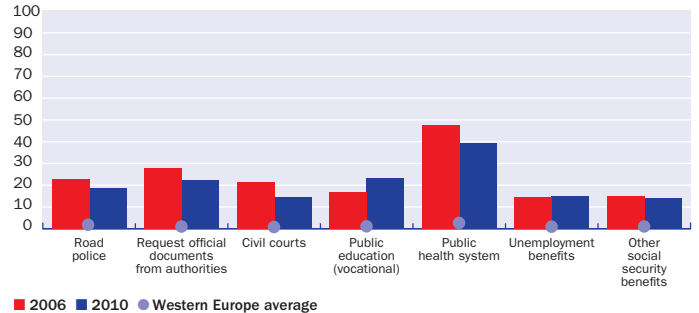
Trust in most institutions is down since 2006

% of respondents who have trust in institutions, by category



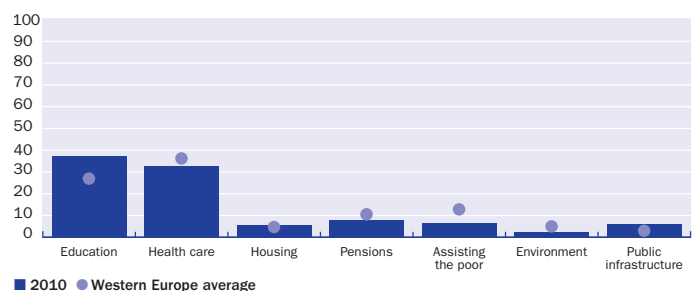
Irregular payments mostly down since 2006

% of respondents who believe that irregular payments are used, by category



Government spending on education is biggest priority

% of respondents who think what should be the direction of extra government spending



Life in Transition Armenia

Key findings (% , weighted)

	Armenia	Average Transition region	Average Western Europe
Satisfied with life	22	43	72
Trust in others	8	34	42
Perceive less corruption than four years ago	20	21	9
Concerned about climate change	61	54	54
Support both market economy and democracy	44	34	42
Households affected by the crisis	62	49	31

Impact of the crisis

As in the rest of the transition region, the crisis has impacted on the livelihoods of many Armenians. More than three-fifths of respondents report that their households have been affected adversely, which is significantly higher than the transition region average. The impact has been felt most among middle-aged people and the lower socio-economic classes.

Life satisfaction

Only about one-fifth of respondents are satisfied with life, ranking Armenia near the bottom of the transition country scale in this respect. Life satisfaction has dropped two percentage points since 2006 and is about 20 percentage points lower than the transition region average. It has fallen almost uniformly across age and income categories, except among the higher-income bracket of the population where it rose by two percentage points. In the highest-income group it approached 50 per cent, which is comparable to the transition average.

Optimism in a better future has fallen by about 10 per cent since 2006. While the average optimism level in the transition region stands at about 50 per cent, only about one-third of Armenian respondents believe in a better future for their children. The drop of optimism has been greatest among the oldest age groups in the population (by about 20 percentage points) and among middle-income respondents.

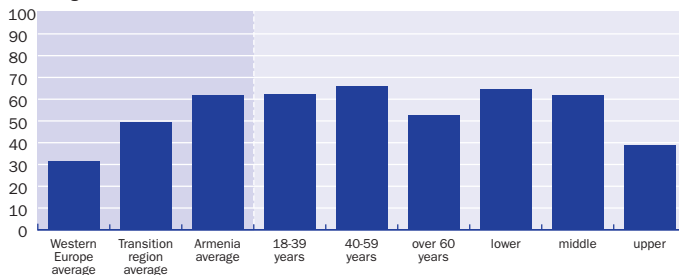
Attitudes towards democracy and market economy

More than two-fifths of respondents prefer a combination of a market economy and democracy. This is well above the proportion of those who favour democracy and, under some circumstances, a planned economy or those without an obvious preference for a particular economic and political system.

Less than one-fifth of respondents think that Armenia has some of the basic democratic institutions. However, a relatively high percentage of respondents (well above 50 per cent) think there is peace and stability in their country.

Three-fifths of households have been affected by the crisis

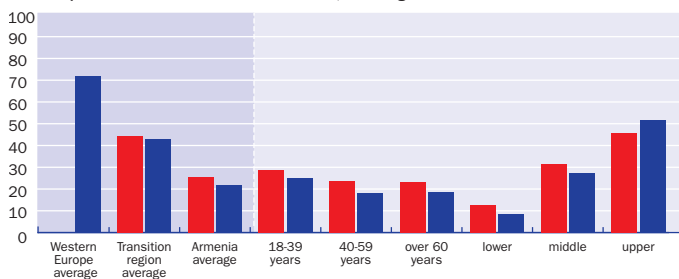
% of respondents whose households have been affected by the crisis, either a great deal or a fair amount



■ 2010

Life satisfaction is one-half of transition region average

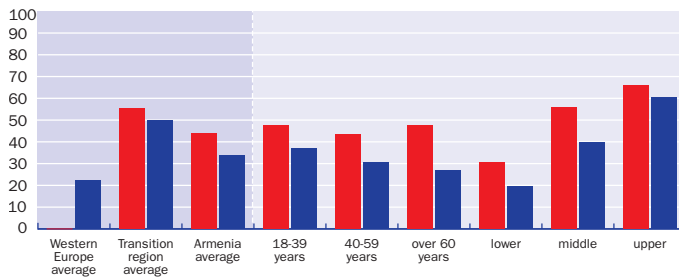
% of respondents who are satisfied with life, all things considered



■ 2006 ■ 2010

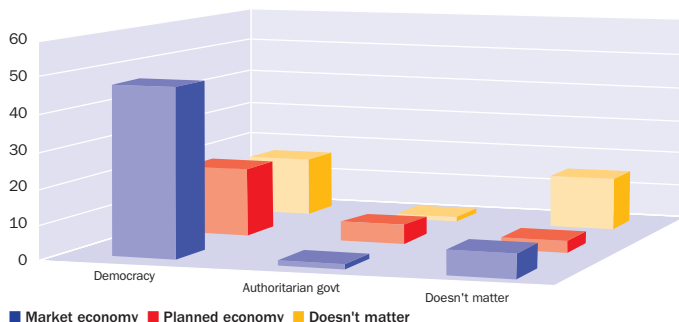
Optimism has dropped especially among older people

% of respondents who are optimistic about the future of the younger generation



■ 2006 ■ 2010

Combination of democracy and market economy preferred to other options



■ Market economy ■ Planned economy ■ Doesn't matter

Generalised and institutional trust

The level of trust among respondents, at only eight per cent, is the lowest in the transition region and has dropped from about 20 per cent since 2006. The already low level has especially fallen among the younger and the middle-aged groups and among the lower-income sections of the population.

The level of trust in public institutions is also quite low and well under the average for the western European comparator countries. Trust in certain institutions – the presidency, the government and parliament – has risen, but less than one-third of respondents have confidence in their institutions overall. The armed forces merit the highest level of trust, while religious institutions have experienced the biggest drop (almost 40 percentage points).

Corruption perception

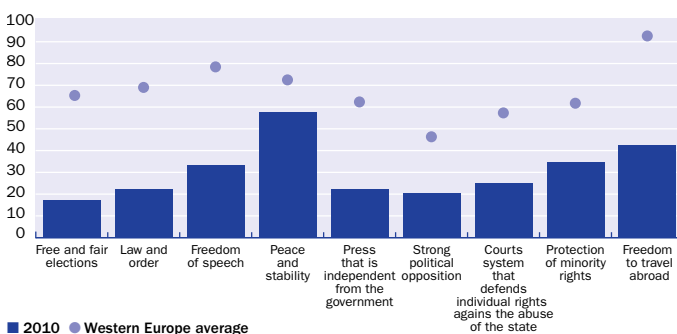
There has been an increase in the level of perceived corruption. About 20 per cent of Armenian respondents (more than in 2006) believe that irregular payments are used when dealing with various branches of the public sector, and particularly the health care system. Similar numbers have actually used unofficial payments in public services in the past year. Over a quarter reported bribing the road police, of which 70 per cent were either asked or expected to bribe. If we consider average corruption rates in public services across all sectors, Armenia would rank in the bottom third of the transition region. This is not surprising because the satisfaction with public service quality and efficiency of service is low and falling at the fifth fastest rate in the region.

Priorities for government spending

As in the rest of the transition region, Armenians mostly favour extra government spending on health care. Almost half of respondents would like to see extra health care expenditure, which is well above the average for the western European comparators. There is also a strong preference for more spending on education and helping the poor.

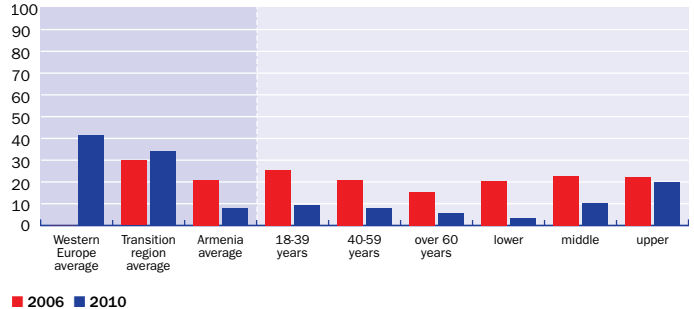
Limited belief in presence of many basic institutions

% of respondents who believe that the country has the basic democratic institutions



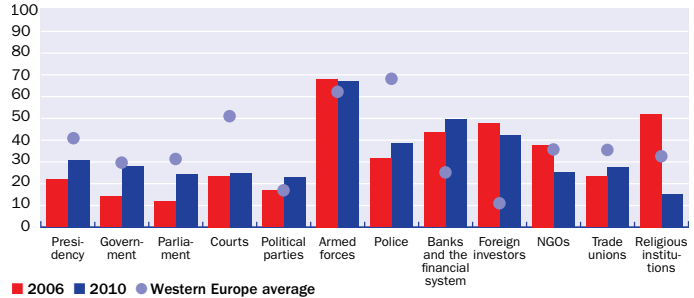
Trust is a mere one-quarter of transition region average

% of people who think that, generally, people can be trusted



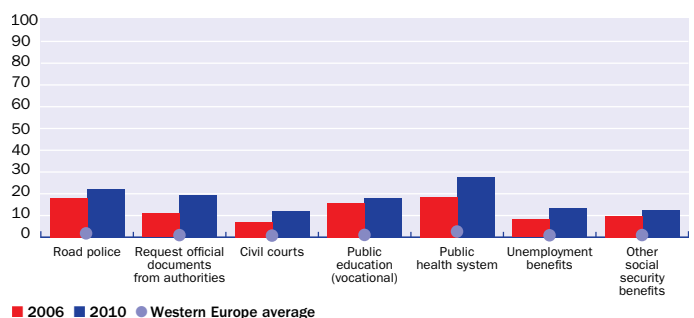
Trust in religious institutions is over two-thirds down since 2006

% of respondents who have trust in institutions, by category



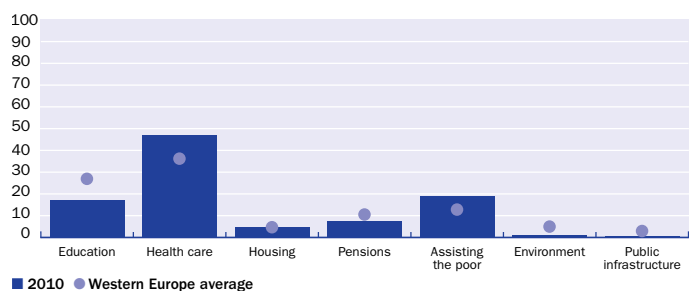
Irregular payments are slightly up since 2006

% of respondents who believe that irregular payments are used, by category



Government spending on health care is biggest priority

% of people who think what should be the priority of extra government spending



Life in Transition Azerbaijan

Key findings (% , weighted)

	Azerbaijan	Average Transition region	Average Western Europe
Satisfied with life	42	43	72
Trust in others	24	34	42
Perceive less corruption than four years ago	18	21	9
Concerned about climate change	73	54	54
Support both market economy and democracy	50	34	42
Households affected by the crisis	55	49	31

Impact of the crisis

The global economic crisis has had a significant impact on livelihoods. About 55 per cent of households report being affected adversely, which is above the transition region average, and those in the lower-income brackets have been hit hardest.

Life satisfaction

Life satisfaction has improved since 2006 and is comparable to the transition region average. More than 40 per cent of respondents are satisfied with life. While the percentage has risen across different age and income brackets, the improvement has been most apparent among the middle class. This could reflect a perceived upturn in the economic and political climate; over half of respondents think that the socio-economic situation is better than in 2006.

More than one-half of respondents believe that today's children will have a better life than the preceding generation. The level of optimism has risen among most age and income brackets and compares well with the transition region average. However, people over the age of 60 and those in the upper-income bracket tend to be less optimistic about the future of the younger generation.

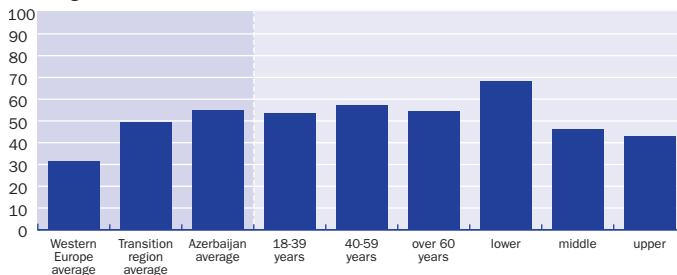
Attitudes towards democracy and market economy

Fifty per cent of respondents prefer a combination of democracy and a market economy over other political and economic systems. In contrast, less than 10 per cent favour, under some circumstances, authoritarian government with a planned economy. About two-thirds would be willing to sacrifice some political liberties for strong economic growth. However, respondents differ in their assessments of their country's economic and political model: one-third think that they live in a country with full political liberties and robust economic growth, while one-quarter believe that they enjoy few liberties but strong growth and a further quarter think that there are few liberties and weak growth.

About one-half of respondents consider that Azerbaijan has some of the basic democratic institutions. However, belief in their effectiveness and independence, particularly the political opposition and the media, is relatively low and much lower than in the western European comparator countries.

Over one-half of households have been affected by the crisis

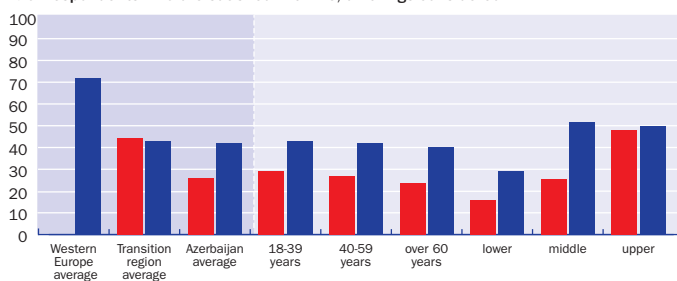
% of respondents whose households have been affected by the crisis, either a great deal or a fair amount



■ 2010

Life satisfaction has risen significantly since 2006

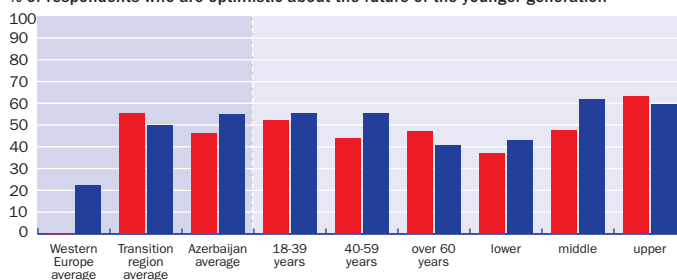
% of respondents who are satisfied with life, all things considered



■ 2006 ■ 2010

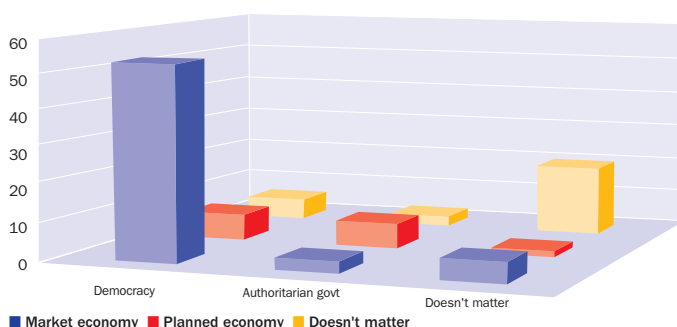
Optimism is now above transition region average

% of respondents who are optimistic about the future of the younger generation



■ 2006 ■ 2010

Combination of democracy and market economy preferred to other options



Generalised and institutional trust

People are reluctant to trust others. Only about one-quarter of respondents consider that people can generally be trusted, ranking Azerbaijan 22nd out of 28 in this respect among the transition countries. Those surveyed are especially wary of people on the first meeting and a significant proportion also shows some distrust of those of different nationalities and religions.

Trust in public institutions remains relatively high and well above levels in the western European comparator countries. More than half of respondents have trust in their national institutions, particularly the presidency and the armed forces.

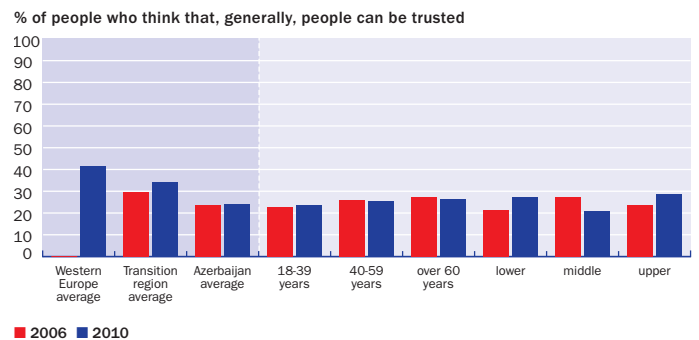
Corruption perception

The level of perceived corruption is the highest across all sectors in the transition region. Azerbaijan has simultaneously experienced the largest increase in perceived corruption and the largest fall in satisfaction in public services across all surveyed countries. Only 18 per cent of respondents think that corruption has decreased since 2006. More than half report having made irregular payments when dealing with public authorities. This practice is common across most sectors, but more so in the public health system. In several sectors, such as road police, bureaucracy and courts, around three-quarters of those making unofficial payments said that they were asked or expected to bribe. Interestingly, less than one-fifth of respondents consider it important to have personal contacts to obtain official papers, which suggests that bribing and informal networks might be acting as substitutes. There does not seem to be evidence of relaxed attitudes towards corruption as only about three per cent of respondents think that there is nothing wrong if a public official asks for a favour or gift in return for a service.

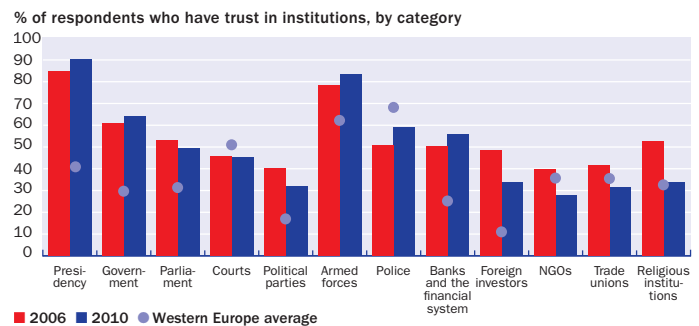
Priorities for government spending

Further expenditures on education, health care and helping the poor are seen as the main priorities by the majority of respondents. However, despite this concern for the poor, Azerbaijan ranks last among the transition countries in its commitment to reducing the gap between rich and poor and second to last in its support for income equality.

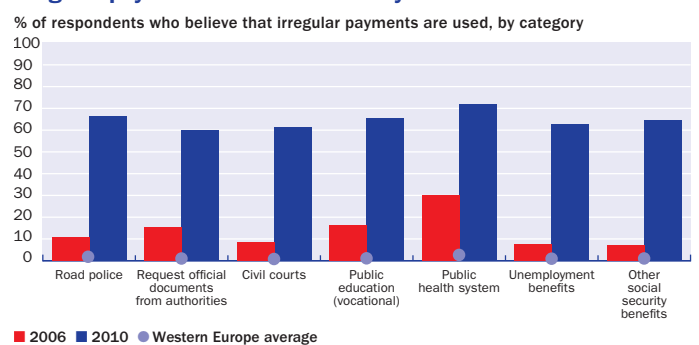
Level of trust remains below transition region average



Trust in the presidency and armed forces very high

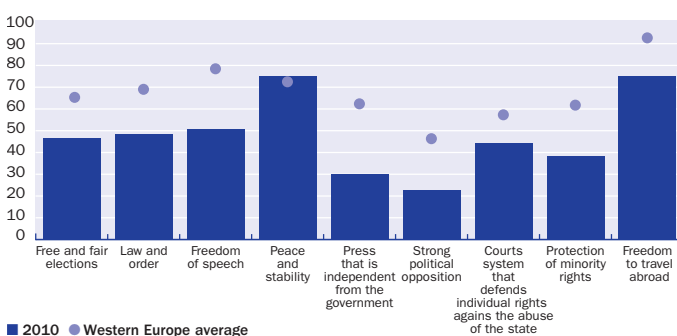


Irregular payments have dramatically increased since 2006



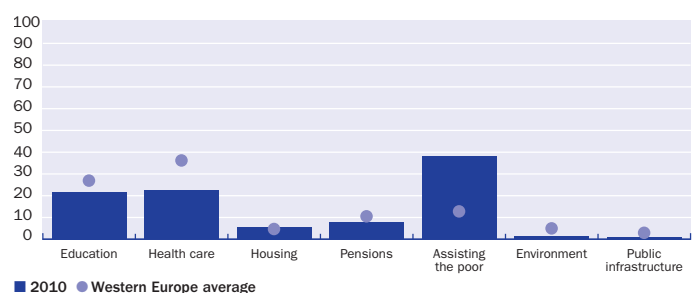
Moderate belief in presence of certain basic institutions

% of respondents who believe that the country has the basic democratic institutions



Government spending on assisting the poor is biggest priority

% of respondents who think what should be the priority of extra government spending



Life in Transition Belarus

Key findings (% , weighted)

	Belarus	Average Transition region	Average Western Europe
Satisfied with life	51	43	72
Trust in others	42	34	42
Perceive less corruption than four years ago	29	21	9
Concerned about climate change	56	54	54
Support both market economy and democracy	40	34	42
Households affected by the crisis	27	49	31

Impact of the crisis

As in other countries largely insulated from world economic trends, the global economic crisis has not had a significant impact on livelihoods in Belarus. Only about one-quarter of respondents report that their households have been adversely affected (which is well below the average for the transition region as a whole). The impact of the crisis has been stronger among the lower-income and middle-aged sections of the population.

Life satisfaction

While the level of life satisfaction has dropped significantly (by almost 15 points to about 50 per cent), it remains above the transition average. Life satisfaction has dropped almost uniformly across age and income brackets, but more so among young and middle-aged people. It is highest among the upper-income sections of the population.

About three-fifths of respondents believe that future generations will have a better life than themselves, which represents a drop of around 10 percentage points since 2006. Despite this decline, optimism in a better future remains well above the average for the transition region as a whole. Levels of optimism have especially fallen among the younger and lower-income groups.

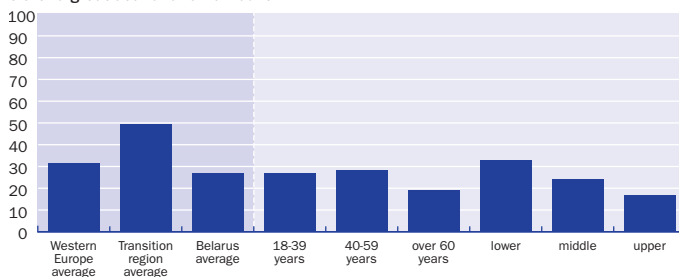
Attitudes towards democracy and market economy

Almost 40 per cent of respondents prefer a combination of democracy and a market economy, a much higher proportion than those who register indifference to the system under which they live (about 15 per cent) or those who prefer any other combination of economic and political regime. Respondents would also exchange some political liberties to live in a country with high economic growth. More than one-half think that their country is characterised both by limited political rights and weak growth.

Despite the high level of trust in their institutions, many respondents think that some basic democratic institutions are missing. Most believe that there is peace and stability in their country, as well as freedom to travel abroad. However, relatively few think that a strong opposition, a free and independent media or the right to free speech are present in the country.

One-third of households have been affected by the crisis

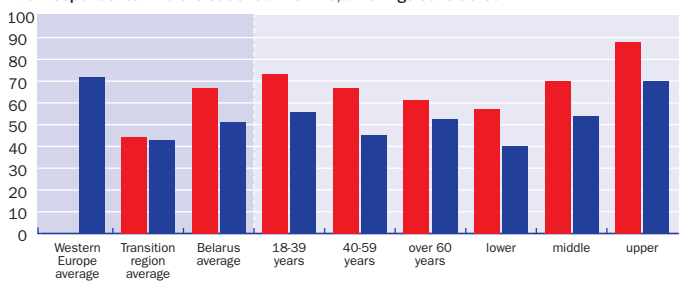
% of respondents whose households have been affected by the crisis, either a great deal or a fair amount



■ 2010

Life satisfaction is down across age and income groups since 2006

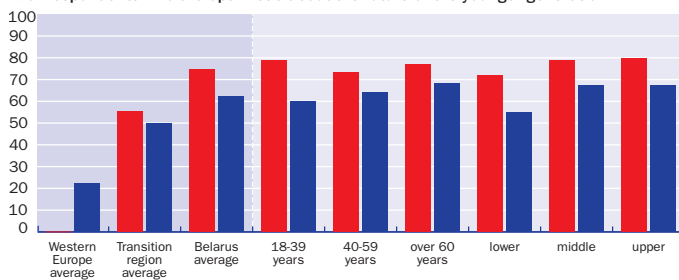
% of respondents who are satisfied with life, all things considered



■ 2006 ■ 2010

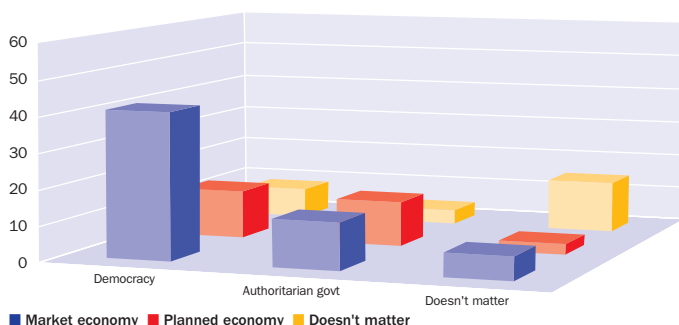
Optimism remains above transition region average

% of respondents who are optimistic about the future of the younger generation



■ 2006 ■ 2010

Combination of democracy and market economy preferred to other options



Generalised and institutional trust

The level of trust in people has changed little since 2006. 42 per cent of respondents think that people can generally be trusted, an increase of only two percentage points since 2006. The middle- and lower-income sections of the population registered hardly any change in their trust levels. However, only around 15 per cent of Belarusians believe that if they were to lose their wallet in their neighbourhood it is likely to be returned. This is a rather low level of real-life trust compared to other transition countries with a similar level of generalised trust and trust in neighbours.

Roughly one-half of respondents think that public institutions can be trusted. The armed forces, police, presidency and courts are the most trusted public institutions. The level trust in the parliament, despite falling mildly, remains one of the highest in the transition region. In addition, about one-half of respondents trust banks and the financial institutions, which is a much higher percentage compared to the western European comparator countries. This probably reflects the milder impact of the global economic crisis on Belarus and the relative insulation of its banking and financial system.

Corruption perception

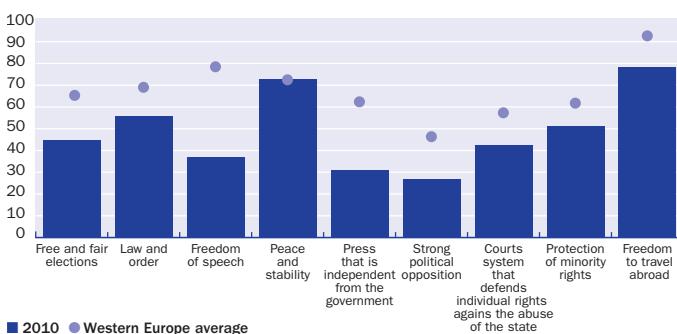
Perceived corruption has increased since 2006. The percentage of respondents who think that the incidence of irregular payments across the public sector has risen, particularly in respect of the traffic police and public education. Corruption in the public health system is perceived as endemic. Only 16 per cent of respondents think that government officials exacting payment when exercising their duties is acceptable.

Priorities for government spending

More than 40 per cent of respondents think that additional expenditure on health care should be the first priority (slightly higher than the average for the western European comparator countries). A significant proportion would also prefer additional spending on education and housing. Belarusians are also quite egalitarian – about 30 per cent think that incomes should be more equitable.

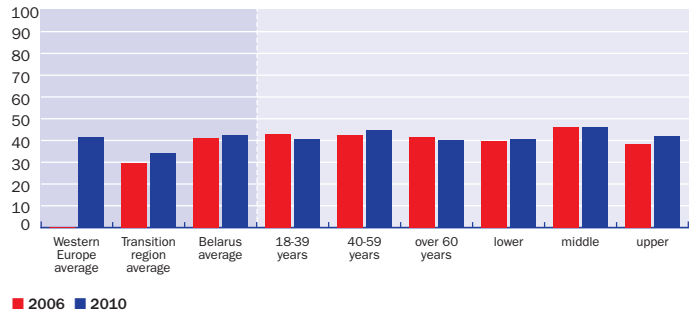
Limited belief in presence of certain basic institutions

% of respondents who agree that the country has the basic democratic institutions



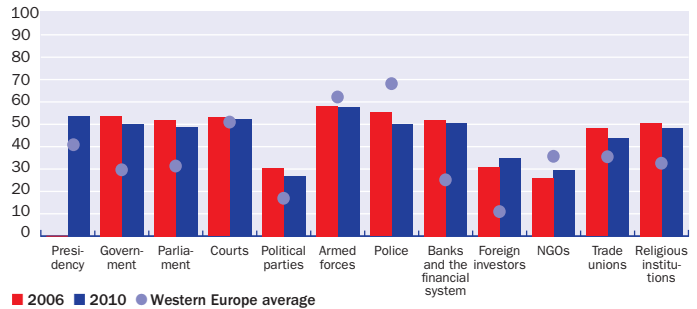
Trust levels are largely unchanged since 2006

% of people who think that, generally, people can be trusted



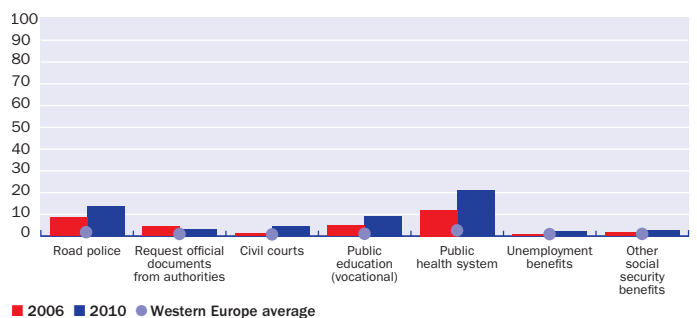
Trust is lowest in political parties, foreign investors, NGOs

% of respondents who have trust in institutions, by category



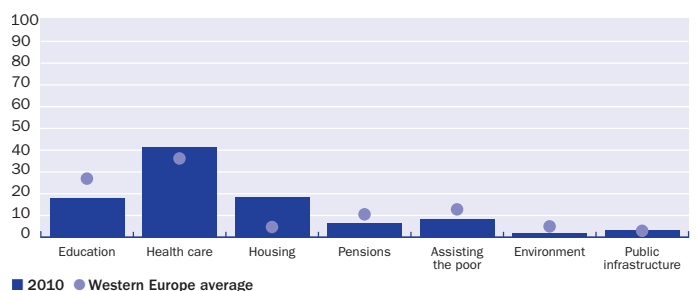
Irregular payments are slightly up since 2006

% of respondents who believe that irregular payments are used, by category



Government spending on health care is biggest priority

% of respondents who think what should be the direction of extra government spending



Life in Transition Bosnia and Herzegovina

Key findings (% , weighted)

	Bosnia and Herzegovina	Average Transition region	Average Western Europe
Satisfied with life	32	43	72
Trust in others	33	34	42
Perceive less corruption than four years ago	9	21	9
Concerned about climate change	53	54	54
Support both market economy and democracy	29	34	42
Households affected by the crisis	61	49	31

Impact of the crisis

The crisis has affected more than 60 per cent of households. This compares with a transition region average of about 50 per cent. The impact appears to be more or less the same across age groups, and has been particularly severe on lower-income groups.

Life satisfaction

Life satisfaction remains low, despite rising slightly since 2006. Less than one-third of respondents are satisfied with life, compared with 43 per cent in the transition region as a whole. However, satisfaction has risen marginally across all age and income groups and is highest among younger people and upper-income groups.

There is a low degree of optimism about the prospects for future generations. The percentage of those who think future generations will have a better life than at present has changed little since 2006 and, at about 35 per cent, is well below the transition region average. This pessimism is particularly marked among middle-aged people and those on lower incomes.

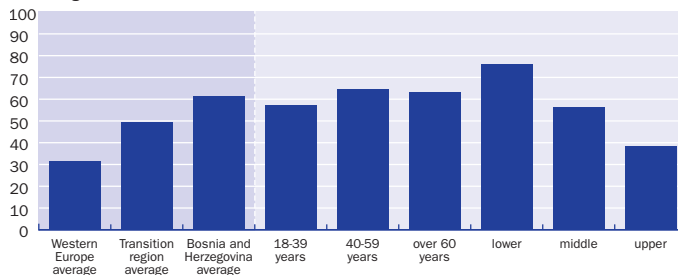
Attitudes towards democracy and market economy

Support for democracy and a market economy is rather limited. Almost 29 per cent of respondents support this combination, which is about the same percentage as those who do not favour either option. However, only about 15 per cent would prefer, under some circumstances, a combination of authoritarian government and a planned economy.

Few people believe that many of the basic democratic institutions exist in Bosnia and Herzegovina. Less than one-quarter of respondents think that there is law and order or a court system that defends individual rights against abuse by the state. Even fewer think that there is freedom to travel abroad, no doubt reflecting the visa requirements still in place during the LiTS on Bosnian nationals visiting the EU Schengen zone (which have since been relaxed). However, 40 per cent believe that freedom of speech is respected in the country.

Three-fifths of households have been affected by the crisis

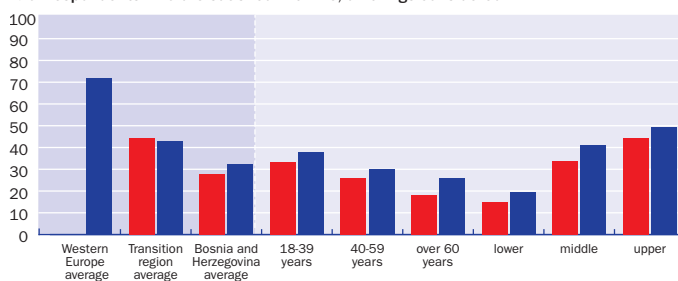
% of respondents whose households have been affected by the crisis, either a great deal or a fair amount



■ 2010

Correlation of life satisfaction with income is very pronounced

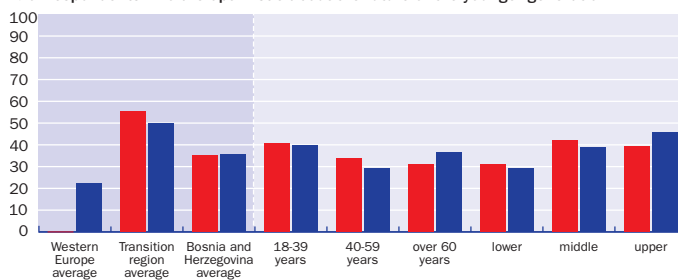
% of respondents who are satisfied with life, all things considered



■ 2006 ■ 2010

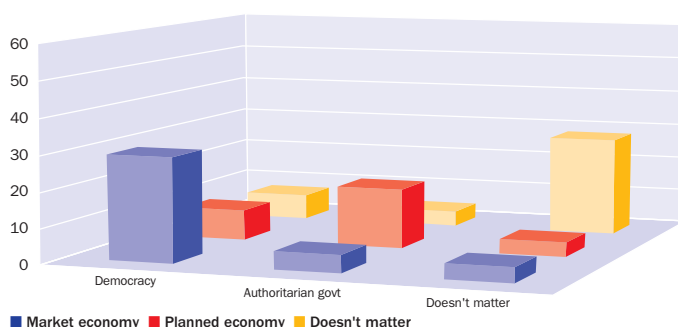
Optimism is well below transition region average

% of respondents who are optimistic about the future of the younger generation



■ 2006 ■ 2010

Combination of democracy and market economy preferred to other options



■ Market economy ■ Planned economy ■ Doesn't matter

Generalised and institutional trust

There has been a significant increase in trust over the past four years. About one-third of respondents think that people can generally be trusted, which is nearly double the response in 2006 and close to the transition region average. Trust in people is especially strong among the upper-income groups, but shows little variation across ages.

Trust in public and private institutions varies significantly. Religious institutions and the police tend to be the most trusted institutions. Banks and the financial system are also trusted and show the biggest increase since 2006. This may reflect the fact that the financial sector has been relatively resilient throughout the economic crisis, aided by strong support from foreign parent banks and international financial institutions through the “Vienna Initiative” agreement. Political parties, parliament and the government attract the lowest levels of trust.

Corruption perception

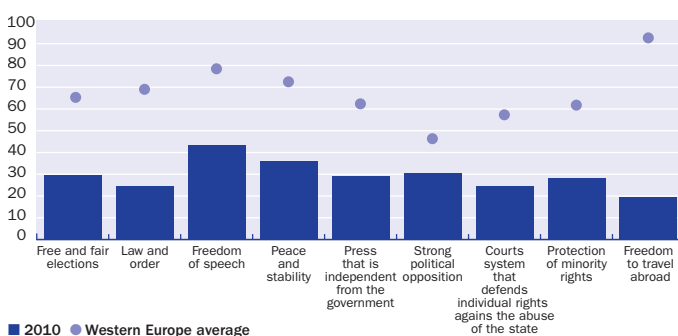
Very few people think that corruption has fallen since 2006. Less than 10 per cent of respondents agree that there is less corruption relative to four years ago, ranking the country near the bottom of the transition region scale in that respect. However, the level of irregular payments to most public institutions is generally quite low and has improved notably since 2006 in relation to the traffic police. On the other hand, corruption in the public health system is perceived to have risen, with more than 20 per cent of respondents declaring that such payments have been made in the past year.

Priorities for government spending

Health care is the biggest priority for extra government spending. Many respondents believe that helping the poor is also a priority. Strong support for more expenditure on pensions probably reflects the high number of pensioners, of various categories, in the country.

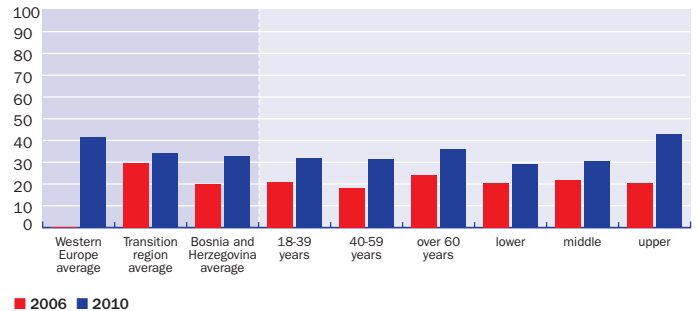
Very low belief in ability to travel freely abroad

% of respondents who think the country has the basic democratic institutions



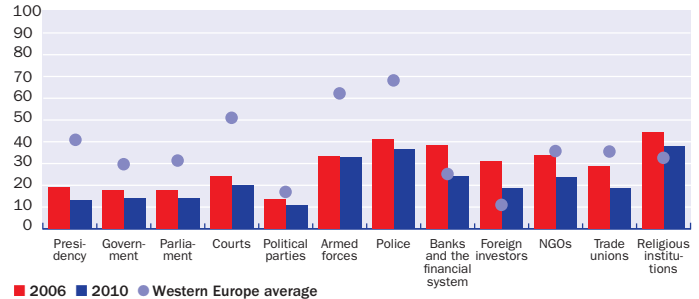
Trust is up by over one-half since 2006

% of people who think that, generally, people can be trusted



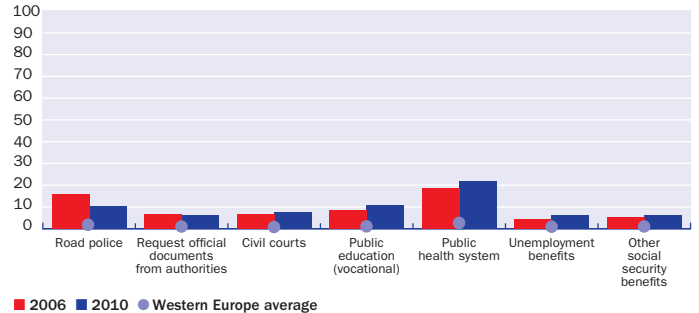
Trust in institutions is slightly down since 2006

% of respondents who have trust in institutions, by category



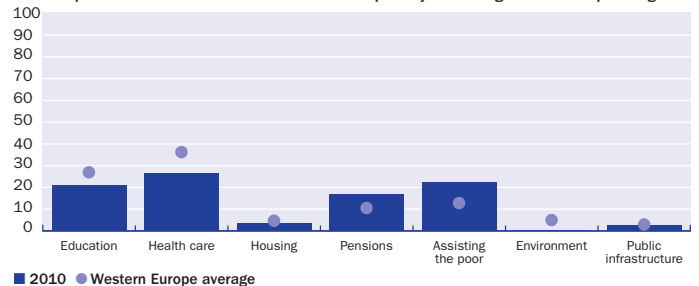
Irregular payments slightly up since 2006

% of respondents who believe that irregular payments are used, by category



Priorities for government spending are health care, assisting the poor and education

% of respondents who think what should be the priority of extra government spending



Life in Transition Bulgaria

Key findings (% , weighted)

	Bulgaria	Average Transition region	Average Western Europe
Satisfied with life	33	43	72
Trust in others	29	34	42
Perceive less corruption than four years ago	23	21	9
Concerned about climate change	61	54	54
Support both market economy and democracy	32	34	42
Households affected by the crisis	75	49	31

Impact of the crisis

The perceived impact of the economic crisis on Bulgarians was very high. It hit around 75 per cent of households – about 26 percentage points more than the transition region average – and particularly the poorer ones. Almost 85 per cent of people in the lower-income bracket were affected adversely, compared to only about 60 per cent of the richest third.

Life satisfaction

Despite a slight increase in happiness since 2006, satisfaction with life in Bulgaria remains almost 10 per cent below the transition region average. Life satisfaction in the middle-income bracket has dropped by 12 percentage points, but increased by almost nine per cent among the richest sector of the population. This has created a 25 percentage point difference in happiness between groups that were previously roughly equally satisfied with their lives. Life satisfaction in the over-60s category has risen to almost one-third, and is now similar to that among 40-59-year-olds.

Optimism for the future has risen above the transition region average. The proportion of people who believe that their children will have better lives than themselves has increased by almost 10 percentage points to just over half of the total. Optimism has especially increased among people in the upper-income group, who are now slightly more positive than those in the middle-income category.

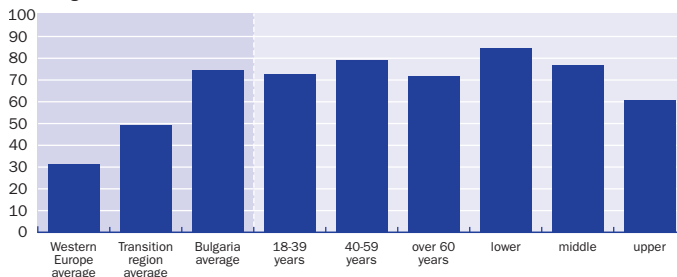
Attitudes towards democracy and market economy

Democracy with a market economy is the most popular socio-economic option. This level of support has remained stable since 2006. Just under 40 per cent of respondents prefer a market economy to any other economic system and about 46 per cent choose democracy over other political systems.

Most respondents recognise the presence of two basic democratic freedoms – protection of minority rights and freedom to travel abroad – in Bulgaria. More than one-half also consider that freedom of speech and peace and stability exist. On the other hand, fewer than 15 per cent believe that their country has a court system that protects individual rights again abuse by the state. Only one-fifth think that there is effective law and order or a strong political opposition.

Three-quarters of households have been affected by the crisis

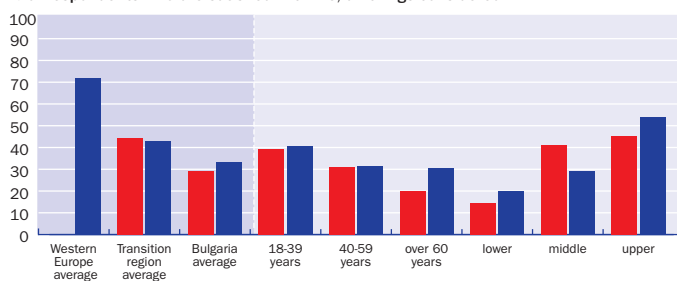
% of respondents whose households have been affected by the crisis, either a great deal or a fair amount



■ 2010

Life satisfaction is below transition region average, despite a rise

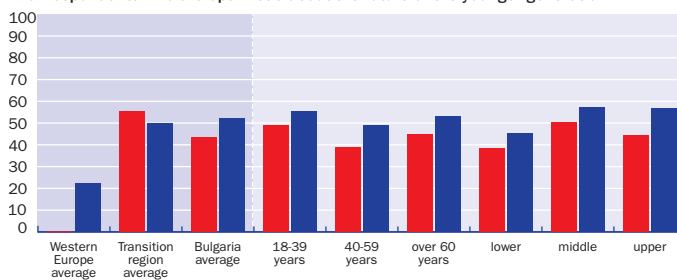
% of respondents who are satisfied with life, all things considered



■ 2006 ■ 2010

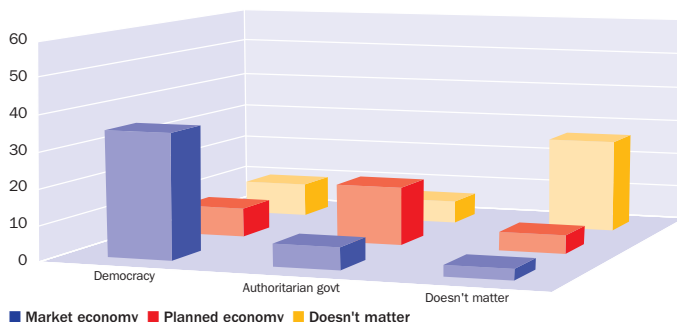
More optimism now for the future than transition region average

% of respondents who are optimistic about the future of the younger generation



■ 2006 ■ 2010

Combination of democracy and market economy preferred to other options



Generalised and institutional trust

The level of trust has increased by one-third since 2006 to reach 29 per cent, but still remains five percentage points below the transition region average. The largest increase – about 13 percentage points – has been among the young, which now equates with the level of trust in the oldest age group and is slightly above that of 40-59-year-olds. Trust is also higher in the upper-income bracket, following a higher-than-average increase in this group since 2006.

Bulgarians have lost some confidence in previously trusted institutions. The biggest falls are in the presidency, armed forces and the police, which were trusted by over 40 per cent of respondents in 2006. On the other hand, trust in the government has almost doubled to over 26 per cent. Trust remains particularly low for parliament, political parties and trade unions, despite some improvement since 2006.

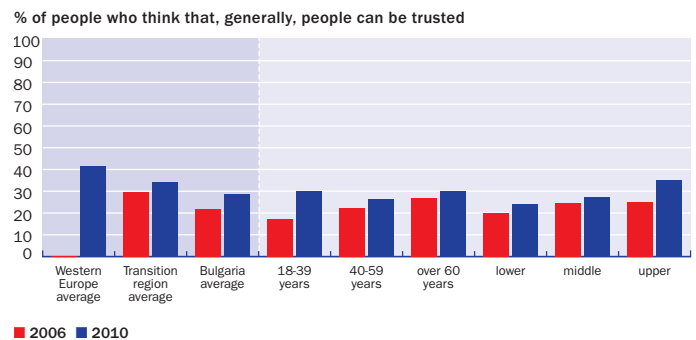
Corruption perception

Irregular payments have decreased since 2006 across all institutions. They are most prevalent in the public health sector according to 17 per cent of respondents (a seven per cent fall from 2006), while 13 per cent believe that the traffic police are also significant recipients (a fall of one-third since 2006). These percentages are well above the corresponding figures in the western European comparator countries.

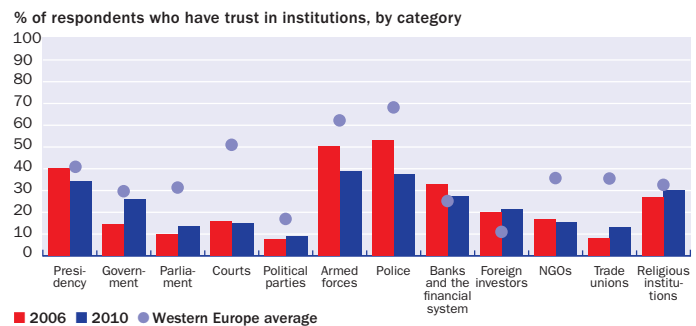
Priorities for government spending

Public health care deserves the government's priority attention according to well over half of respondents. Almost one-fifth believe that the government should channel extra funding towards education and around 15 per cent think more funding should go into pensions. There is relatively little public support for helping the poor as a top priority, and even less so for more government finance for housing, the environment or public infrastructure.

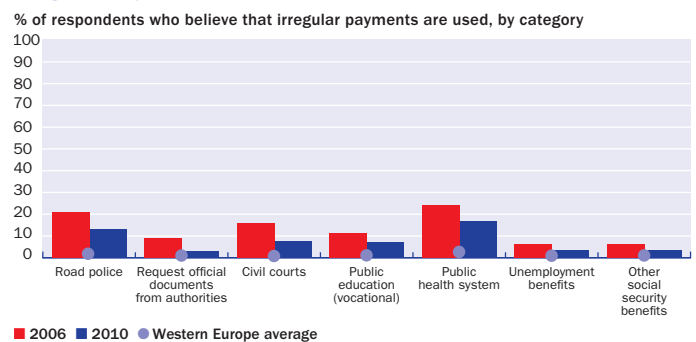
Increase in overall trust most pronounced among the young



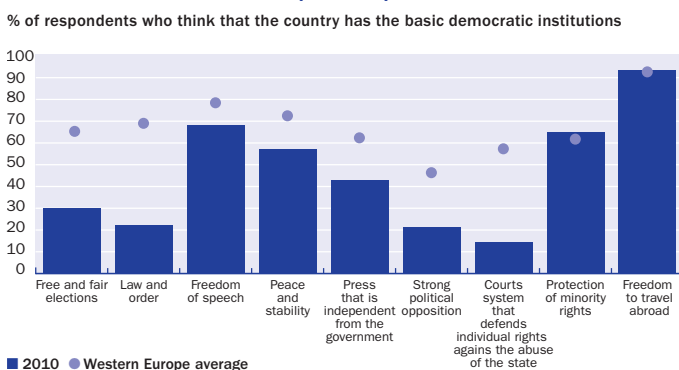
Most trusted institutions have lost some of their standing



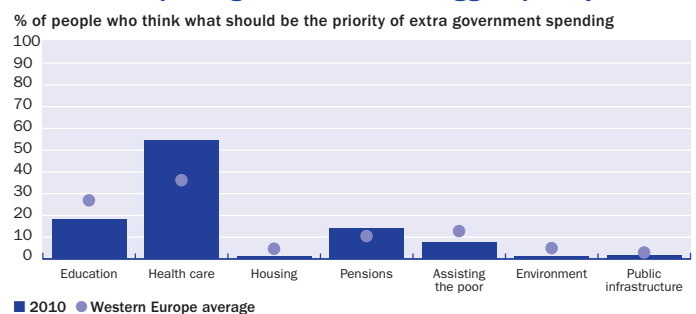
Irregular payments are down since 2006 across all institutions



All democratic institutions (bar two) below western standards



Government spending on health care is biggest priority



Life in Transition Croatia

Key findings (% , weighted)

	Croatia	Average Transition region	Average Western Europe
Satisfied with life	48	43	72
Trust in others	28	34	42
Perceive less corruption than four years ago	10	21	9
Concerned about climate change	50	54	54
Support both market economy and democracy	21	34	42
Households affected by the crisis	55	49	31

Impact of the crisis

More than one-half of households have been affected adversely by the crisis, slightly above the transition region average. There is a noticeable difference across age groups, with only a little over one-third of the over-60s reporting that their households have suffered. Upper-income groups have been least affected, although the variation across income groups is not particularly strong.

Life satisfaction

Satisfaction with life is above the transition region average, but has dropped since 2006. There is virtually no difference in the level of happiness across age groups, in contrast to 2006 when young people were noticeably more satisfied with life than middle-aged or older people. As in most other transition countries, the degree of satisfaction rises with income levels, but is lower for all income groups compared to 2006.

There has been a big drop in optimism for the future. In 2006 about one-half of respondents believed that future generations would have a better life. That has fallen to around 30 per cent, indicating a high degree of pessimism compared to the average for the transition region. This pattern is common to all age groups and especially so for the lower-income category.

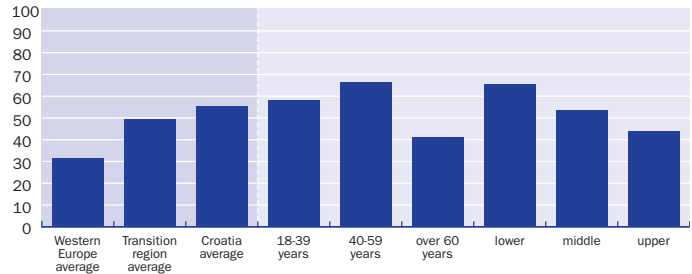
Attitudes towards democracy and market economy

Only about 20 per cent of respondents favour both a market economy and democracy. Many people consider that it does not matter for them whether there is democracy or, under some circumstances, authoritarianism or if there is a market or, under some circumstances, planned economy.

There is a moderate belief that some basic democratic institutions are present in the country. Only one-fifth of respondents believe that there is a court system that defends individual rights against abuse by the state, and less than 30 per cent think that there is law and order or a strong political opposition. However, a majority think that freedom of speech, peace and stability, protection of minority rights and freedom to travel abroad exist.

More than one-half of households have been affected by the crisis

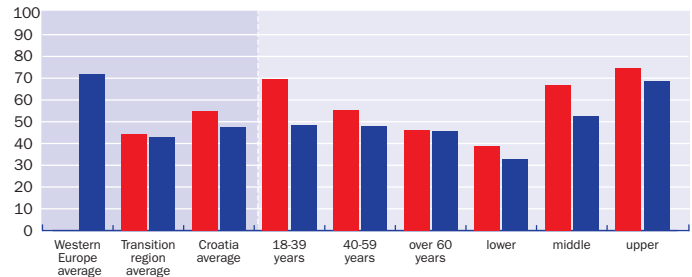
% of respondents whose households have been affected by the crisis, either a great deal or a fair amount



■ 2010

Life satisfaction has fallen sharply among the young since 2006

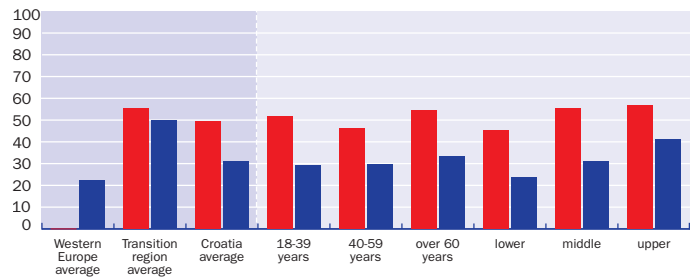
% of respondents who are satisfied with life, all things considered



■ 2006 ■ 2010

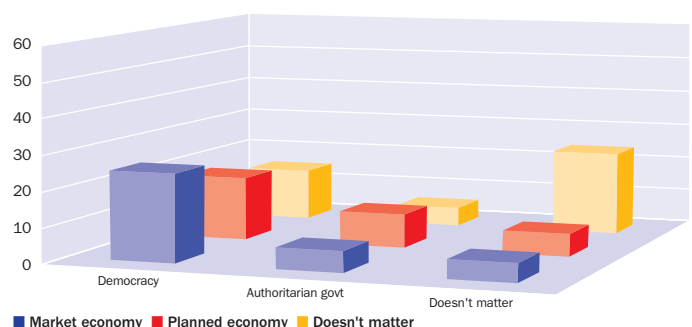
Optimism has dropped over one-third since 2006

% of respondents who are optimistic about the future of the younger generation



■ 2006 ■ 2010

21 per cent prefer a combination of democracy and market economy to other options



■ Market economy ■ Planned economy ■ Doesn't matter

Generalised and institutional trust

The level of trust in others is limited and below the regional average. There has been a slight increase since 2006, but still barely more than one-quarter of respondents think that people in general can be trusted. People in the 40-59 age range display the highest level of trust.

Trust in many political institutions is particularly low. Less than 10 per cent of people trust political parties, parliament or the government. In contrast, the army and police force, along with religious institutions, attract the highest degree of confidence. The level of trust in banks and the financial system has decreased since 2006 but remains comparable to western European standards.

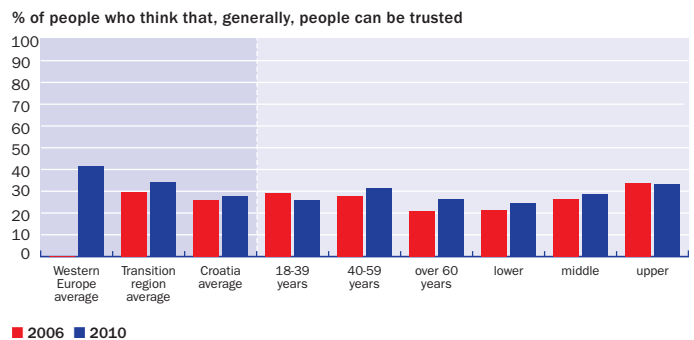
Corruption perception

Corruption overall is not perceived to be declining, but petty corruption is generally low. Less than 10 per cent of respondents think that the level of corruption has dropped since 2006. However, the level of irregular payments to public institutions is generally low, especially in regard to applications for official documents or social security benefits. The main exception, as in most other countries, is the health care system, where about 15 per cent of respondents report having to make irregular payments to get the necessary service. There is a fairly high level of satisfaction with public service delivery although there is an uncharacteristically low level of satisfaction with civil courts, where only about one-third of users were happy with the quality of service.

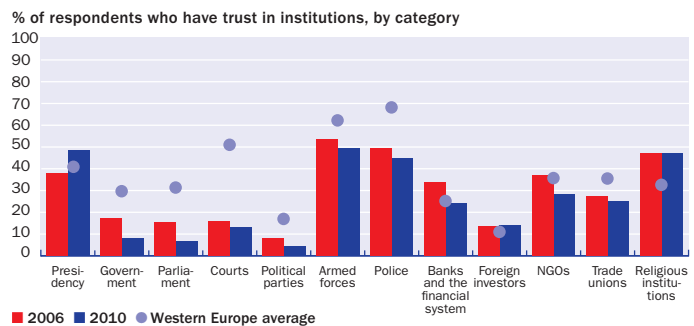
Priorities for government spending

Education is the top priority for extra government spending. This contrasts with the majority of countries, where health care is usually in first place. A significant proportion of respondents also favour prioritising pensions and helping the poor.

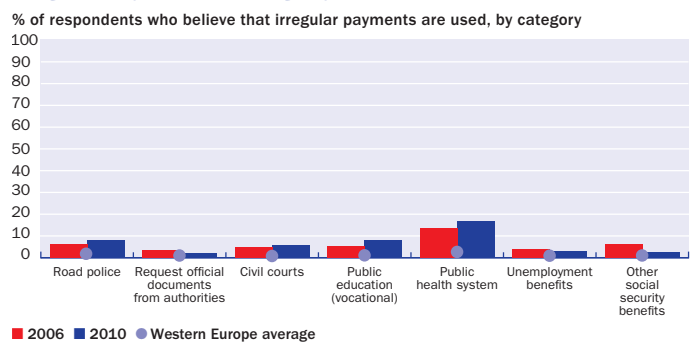
Trust level remains below transition region average



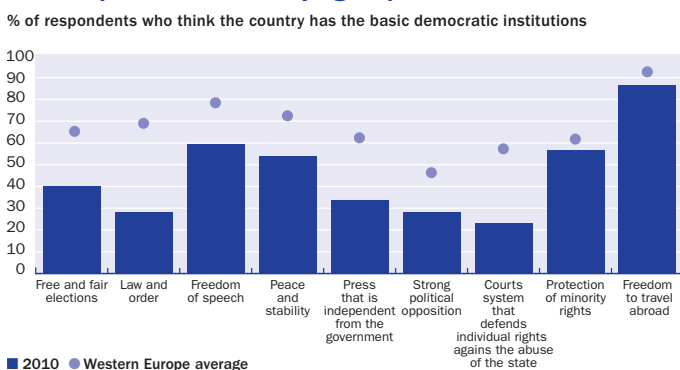
Trust in institutions is mostly down since 2006



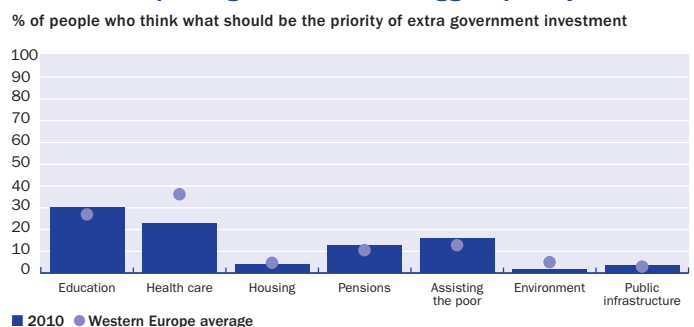
Irregular payments are slightly up since 2006



Belief in presence of minority rights protection at western levels



Government spending on education is biggest priority



Life in Transition Estonia

Key findings (% , weighted)

	Estonia	Average Transition region	Average Western Europe
Satisfied with life	54	43	72
Trust in others	47	34	42
Perceive less corruption than four years ago	21	21	9
Concerned about climate change	43	54	54
Support both market economy and democracy	31	34	42
Households affected by the crisis	50	49	31

Impact of the crisis

The global economic crisis has had a significant impact on Estonian households. While the overall effect in Estonia is comparable to the transition region average, certain sections of the population have been hit more severely than others. The crisis has especially affected people in the 40-59 age group and those in the lower-income bracket.

Life satisfaction

Life satisfaction has decreased but remains well above the transition region average. Just over one-half of Estonians seem satisfied with life, which is much higher than their Baltic neighbours. However, satisfaction has fallen across most age and income categories, particularly the younger generation and the lower-income bracket. This could reflect a perceived worsening of the socio-economic climate in the country, as only 15 per cent of respondents believe that the situation has improved since 2006.

Optimism in a better future for today's children has decreased but remains comparable to the transition region average. The level of optimism has fallen almost uniformly across age and income brackets and has registered a significant drop of almost 20 percentage points.

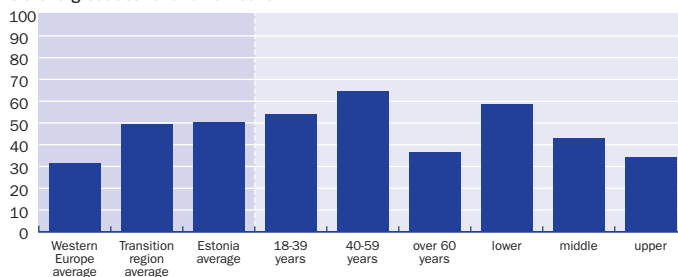
Attitudes towards democracy and market economy

About 30 per cent of respondents prefer a combination of democracy and a planned economy over other political and economic systems. This compares well with less than 10 per cent who would prefer, under some circumstances, an authoritarian regime and planned economy. As in most of the transition region, about 75 per cent would exchange some political liberties to live in a country with robust economic growth. Respondents differ in their assessments of their country's economic and political model: one-half think they live in a country with weak growth but full political liberties, while about one-third believe that the country has weak growth and also few liberties.

About one-third of respondents think that the country enjoys the basic democratic institutions, which compares well with the western European comparators. There is less confidence, however, in the protection of minority rights or the existence of impartial courts and a strong opposition.

About one-half of households have been affected by the crisis

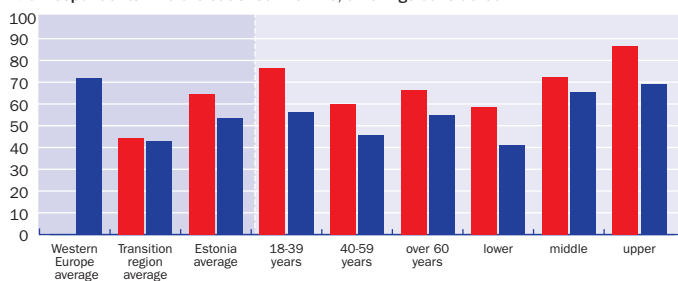
% of respondents whose households have been affected by the crisis, either a great deal or a fair amount



■ 2010

Life satisfaction is down across age and income since 2006

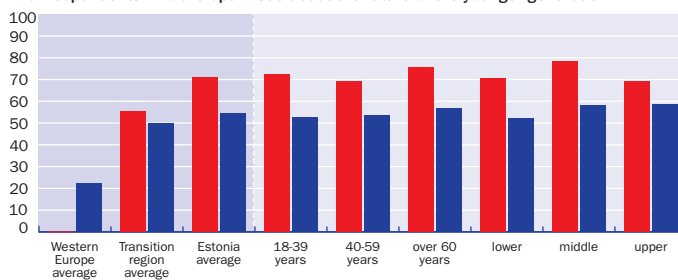
% of respondents who are satisfied with life, all things considered



■ 2006 ■ 2010

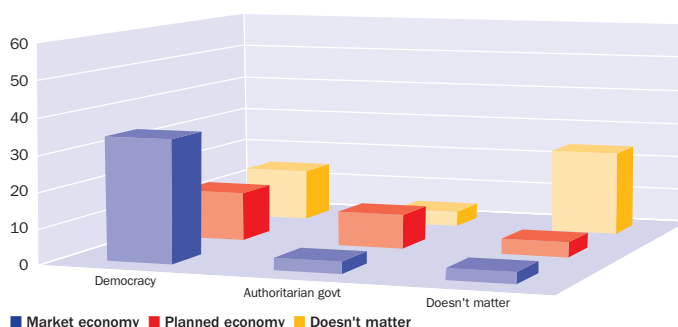
Optimism is lower by one-quarter since 2006

% of respondents who are optimistic about the future of the younger generation



■ 2006 ■ 2010

Combination of democracy and market economy preferred to other options



Generalised and institutional trust

The level of general trust has risen since 2006, with 48 per cent of respondents claiming to trust others. This remains well above the average for the transition region and is above western European comparator levels. In addition to trusting their families, Estonian respondents are much more likely than those in other transition countries to be trustful towards friends and acquaintances and those of other religions and nationalities.

Trust in public institutions is relatively high and comparable to western European comparator levels. It has remained stable since 2006 or even slightly increased. Respondents especially trust the armed forces and the police, but have low levels of trust in political parties.

Corruption perception

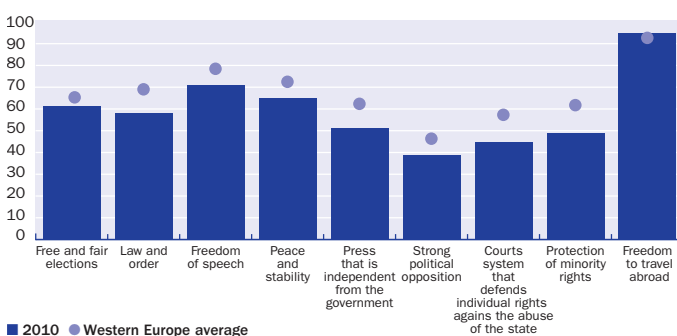
The level of perceived corruption is relatively low and has remained stable since 2006. In fact, the rate of corruption experience in Estonia is one the lowest in the transition region. It is not surprising that Estonia is a transition economy with the highest level of satisfaction with the quality and efficiency of public services. The rate of increase in satisfaction is also one of the highest in the region. About one-fifth of Estonians think that the level of corruption has fallen. Most do not approve when a public official asks for favours or gifts in return for a service. Less than two per cent of respondents report making unofficial payments when dealing with public authorities, which is comparable to western European comparator levels. However, as in most transition countries, perceived corruption in the public health system is more common than in the rest of the public sector.

Priorities for government spending

More than two-thirds of respondents think that extra government funds should be directed towards the education and public health systems. About one-fifth think that further spending should be targeted towards the poor, while some 80 per cent believe that the gap between rich and poor should be reduced. The priorities for government spending are very much in line with those expressed by survey respondents in western European countries.

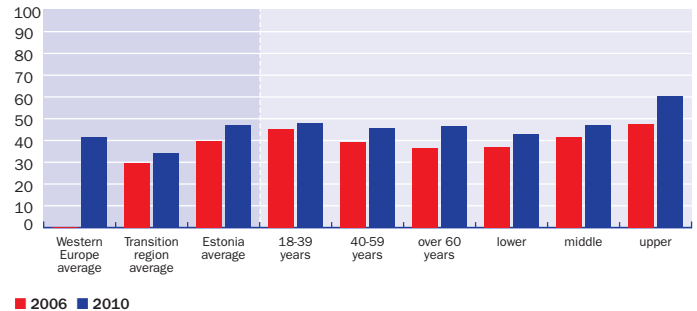
Strong belief in presence of most basic institutions

% of respondents who think the country has the basic democratic institutions



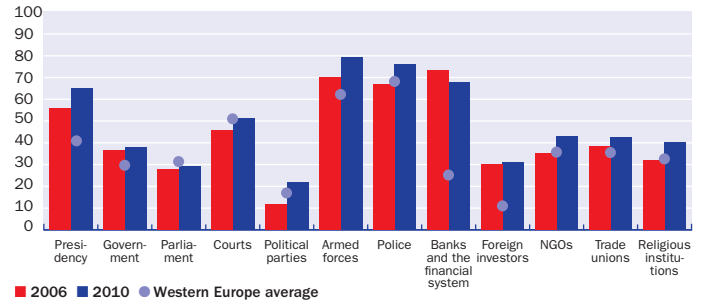
Level of generalised trust has slightly increased since 2006

% of people who think that, generally, people can be trusted



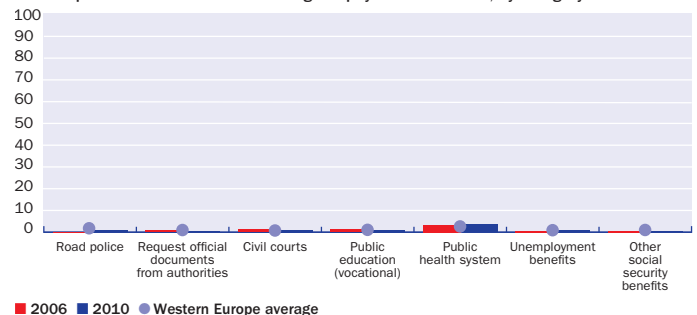
Trust in banks and the financial system remains high

% of respondents who have trust in institutions, by category



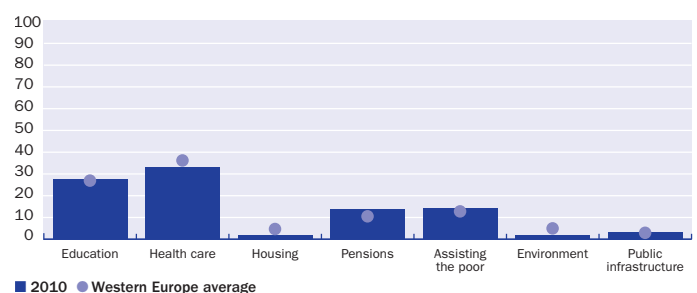
Irregular payments remain very low

% of respondents who believe that irregular payments are used, by category



Government spending on health care is biggest priority

% of respondents who think what should be the priority for extra government spending



Life in Transition FYR Macedonia

Key findings (% , weighted)

	FYR Macedonia	Average Transition region	Average Western Europe
Satisfied with life	33	43	72
Trust in others	21	34	42
Perceive less corruption than four years ago	25	21	9
Concerned about climate change	59	54	54
Support both market economy and democracy	33	34	42
Households affected by the crisis	57	49	31

Impact of the crisis

Nearly 60 per cent of households have been affected by the crisis. This is above the transition region average, even though the depth of the recession was lower than in most other countries. The impact has been smallest on older people, possibly because they have been less vulnerable to job losses. Upper-income households have also been less affected.

Life satisfaction

Satisfaction with life has risen over the last four years. There is a notable increase in the level of satisfaction among the over-60s and those on lower incomes, although the improvement among the latter category has been from a particularly low base. Overall, the percentage of satisfied people, at less than one-third, is still significantly below the transition region average.

There has been a significant rise in optimism since 2006.

Nearly half of respondents think that their children will have a better life than themselves (up from around one-third in 2006), which is broadly comparable to the transition region average. The proportions do not vary much across age groups, but there is some variation by income level, with those at the upper end of the scale being the most optimistic.

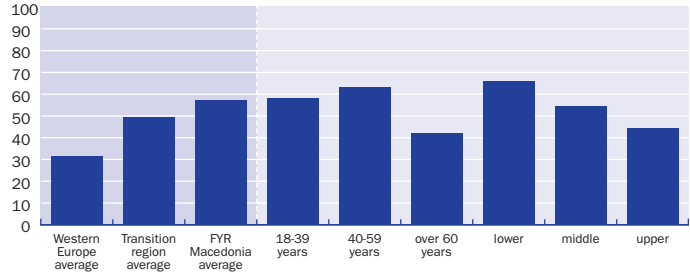
Attitudes towards democracy and market economy

A combination of democracy and a market economy is preferred to any other option. About one-third of respondents choose this socio-economic system over the alternatives, and there is little support for a return to authoritarianism or a planned economy. However, more than one-quarter express indifference to what type of system exists.

Few people believe that all of the important features of a stable democracy exist. Only about 20 per cent of respondents think that the country has law and order or a court system that defends individual rights against abuse by the state. Less than 30 per cent think that there are free and fair elections. However, about 50 per cent think that there is protection of minority rights, which is close to the average for western European comparators. In addition, about two-thirds of respondents feel that they have freedom to travel abroad.

Over one-half of households have been affected by the crisis

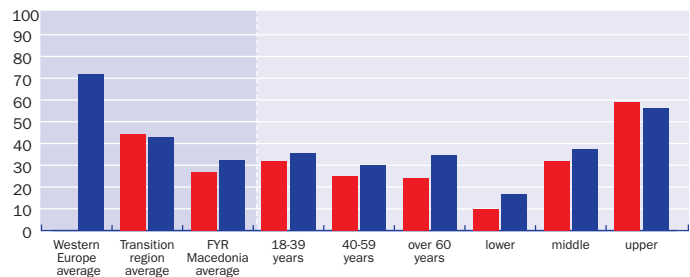
% of respondents whose households have been affected by the crisis, either a great deal or a fair amount



■ 2010

Strong dependence of life satisfaction on income

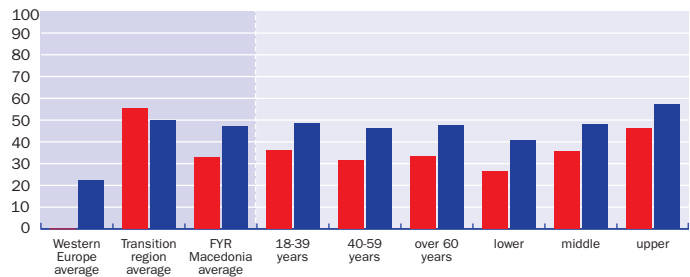
% of respondents who are satisfied with life, all things considered



■ 2006 ■ 2010

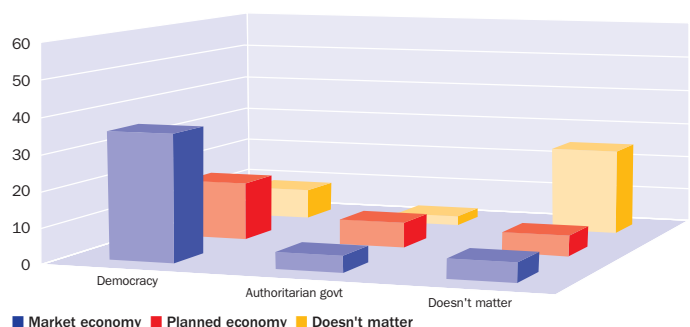
Optimism is significantly up since 2006

% of respondents who are optimistic about the future of the younger generation



■ 2006 ■ 2010

Combination of democracy and market economy preferred to other options



Generalised and institutional trust

The level of trust has risen, but remains among the lowest in the transition region. Only one-fifth of respondents think that people can be trusted. Younger people and those with higher than average incomes tend to be more trusting of others. The level of trust in a real-life situation is also rather low: just one-quarter of respondents said that they can expect to have their lost wallet returned.

Religious bodies, the police and the armed forces merit the highest level of trust among public institutions. Compared with 2006, there has been an increase in trust in financial institutions possibly reflecting the country's relative insulation from the global economic crisis. Trust in political parties and the courts is at a very low level and has dropped marginally in both cases since 2006. However, trust in both the parliament and trade unions is up compared with 2006.

Corruption perception

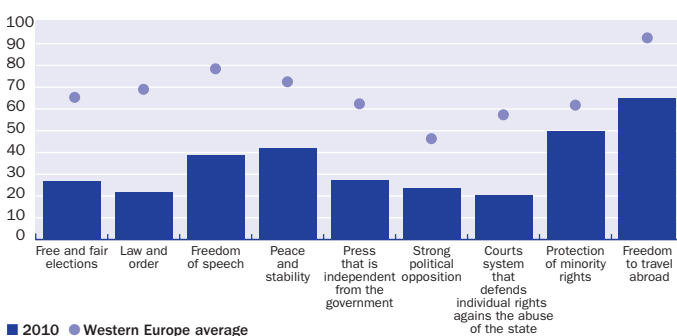
Perceived corruption has dropped significantly since 2006. In general, the country has a low level of corruption in many public institutions, especially in terms of interaction with the traffic police or when requesting official documents from the authorities. However, about 15 per cent of people say that they have resorted to irregular payments in the health care system. The actual experience of corruption is also quite low: in all sectors, apart from the health care and unemployment benefit system, fewer than 10 per cent of respondents admit to bribing. It is possible that networks substitute for bribery in public services. Over a half of respondents say that informal contacts are important in order to obtain official papers – close to the highest level in the surveyed countries. However, the overall level of satisfaction with public service delivery is now the third lowest in the region.

Priorities for government spending

Extra spending on health care is considered the biggest priority. This is closely followed by investment in education and helping the poor. Other options for extra spending, including pensions, attract little support.

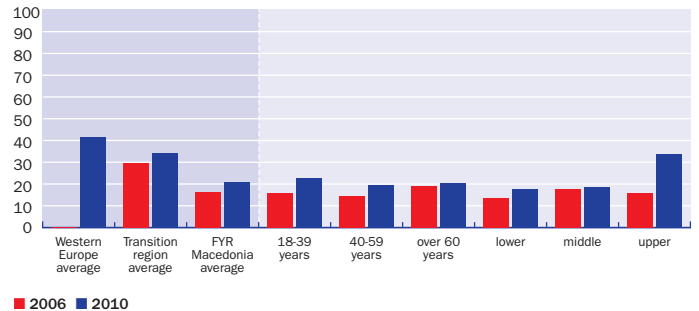
Limited belief in presence of certain basic institutions

% of respondents who think the country has the basic democratic institutions



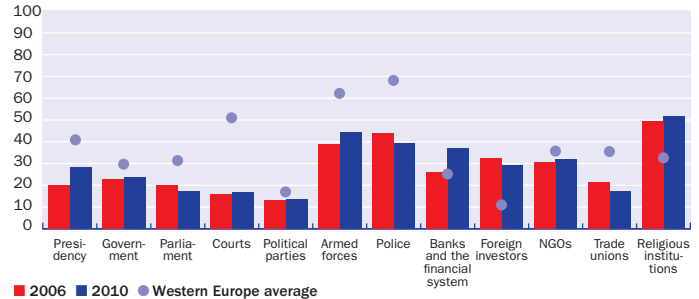
Trust remains low despite an increase since 2006

% of people who think that, generally, people can be trusted



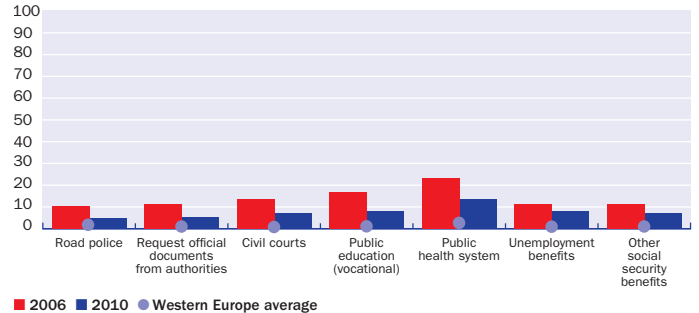
Trust in courts remains very low

% of respondents who have trust in institutions, by category



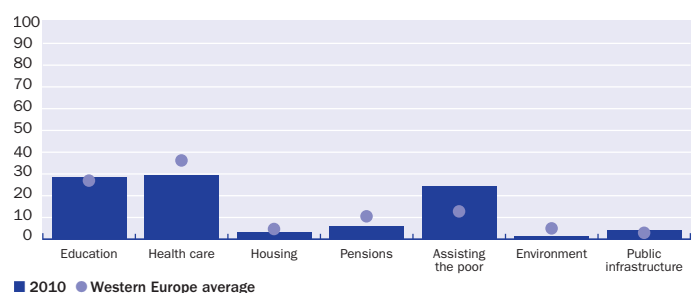
Irregular payments are down since 2006

% of respondents who believe that irregular payments are used, by category



Government spending on education and health care is a priority

% of respondents who think what should be the priority of extra government spending



Key findings (% , weighted)

	Georgia	Average Transition region	Average Western Europe
Satisfied with life	25	43	72
Trust in others	29	34	42
Perceive less corruption than four years ago	78	21	9
Concerned about climate change	63	55	54
Support both market economy and democracy	38	34	42
Households affected by the crisis	54	49	31

Impact of the crisis

There has been a significant impact on well over one-half of households. The effects of the economic crisis have been felt much more among the younger sections of the population and the lower socio-economic groups. However, unlike in most other economies, job losses were a more widespread consequence of the economic crisis than wage reductions.

Life satisfaction

Only about one-quarter of respondents are satisfied with life which, despite a two percentage points rise since 2006, puts the country near the bottom in the transition region in this respect. Life satisfaction has increased slightly among the lower and upper socio-economic sections of the population, but has dropped by about five percentage points among middle-income respondents.

Optimism about the future is well above the transition region average. About three-fifths of respondents believe that children born today will have a better future than their parents. Older people, as well as the upper socio-economic bracket of the population, have become more optimistic since 2006.

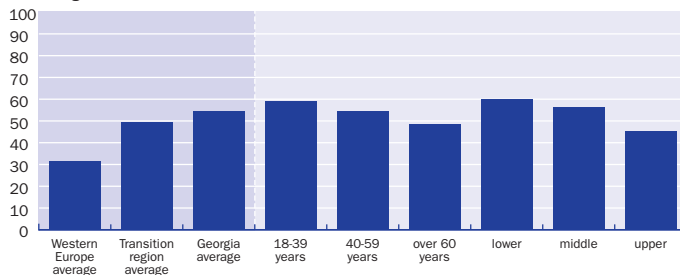
Attitudes towards democracy and market economy

More than one-third of respondents prefer the combination of a market economy and democracy. The proportion of people who support, under some circumstances, a planned economy with an authoritarian regime is significantly lower at less than 10 per cent. Any other political and economics combination is slightly less favoured.

People believe that some basic democratic institutions exist in their country, but significantly less than the western European comparator average. About one-half of respondents believe that the country has law and order, freedom of speech and peace and stability. However, a significant percentage does not think that there is a strong political opposition or a court system that protects individual liberties against the abuse by the state.

More than one-half of households have been affected by the crisis

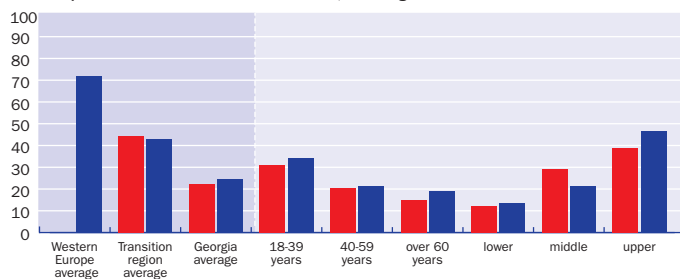
% of respondents whose households have been affected by the crisis, either a great deal or a fair amount



■ 2010

Life satisfaction is still one-half of transition region average

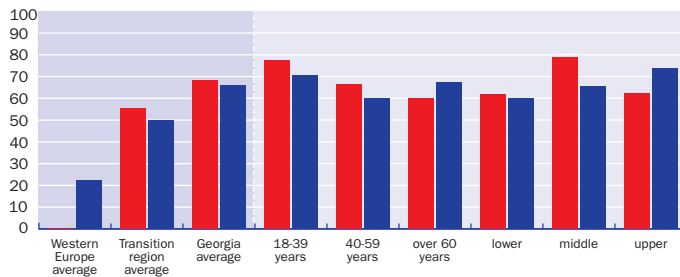
% of respondents who are satisfied with life, all things considered



■ 2006 ■ 2010

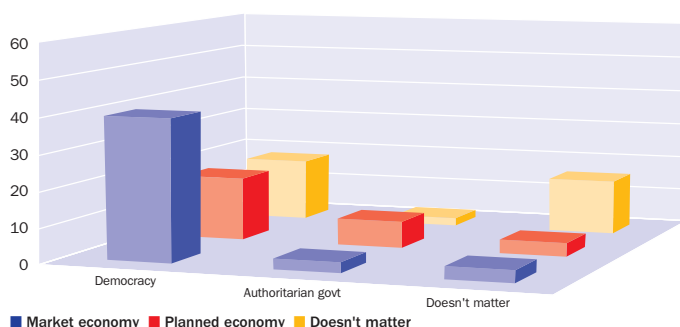
Optimism for the future remains high

% of respondents who are optimistic about the future of the younger generation



■ 2006 ■ 2010

Combination of democracy and market economy preferred to other options



■ Market economy ■ Planned economy ■ Doesn't matter

Generalised and institutional trust

People are more reluctant than before to trust others. Less than one-third of respondents think that people can generally be trusted, which represents a 15 percentage point fall since 2006. Despite this decline across all age and income categories, the level of trust is still comparable to the transition region average.

Trust in certain political institutions is strong. Well over one-half of respondents trust the presidency, the armed forces and the police. Trust in banks and financial institutions is also relatively high (and much higher than the western European comparator average) and has risen slightly since 2006.

Corruption perception

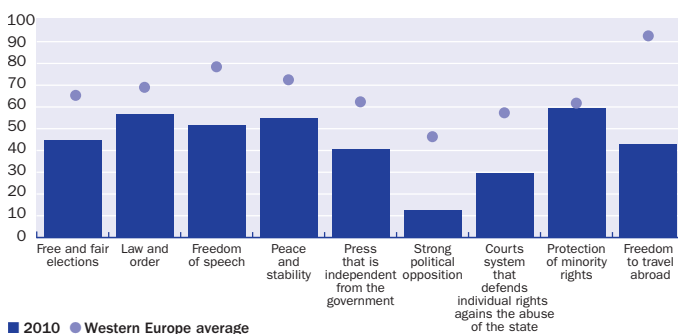
Unlike in the rest of the Caucasus, irregular payments are not widespread in Georgia. The recent dynamic of falling corruption is particularly pronounced – 78 per cent of Georgians agree that corruption has fallen in the last four years, which is the highest in all the surveyed countries. Respondents in Georgia are the least inclined in the transition region to believe that bribes are used in dealings with public sector institutions. Moreover, the corruption perception in Georgia is comparable to the western European comparator average. As in the other transition countries, the incidence of irregular payments remains more common in the public health sector, although even in this sector the prevalence of bribery is extremely low by regional standards.

Priorities for government spending

Extra government spending on health care is the main priority for about one-third of respondents. A significant percentage would also like to see extra expenditure to help the poor, as well as further investment in pensions and education. Over 15 per cent of Georgians are prepared to pay more tax in order to improve the public service they prioritise, which is the second highest level of such willingness among all surveyed economies.

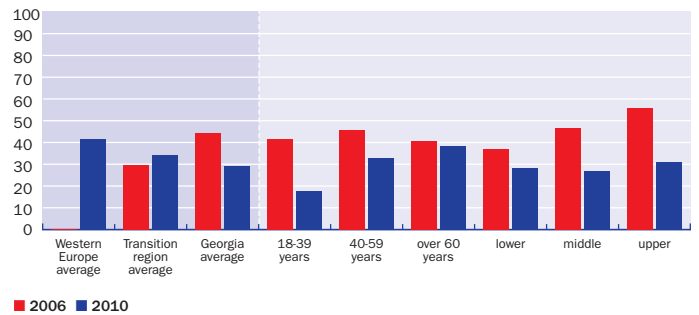
Little belief in presence of strong political opposition

% of respondents who think the country has the basic democratic institutions



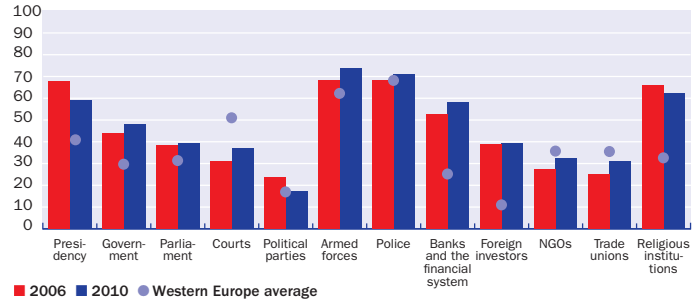
Level of trust is down by one-third since 2006

% of people who think that, generally, people can be trusted



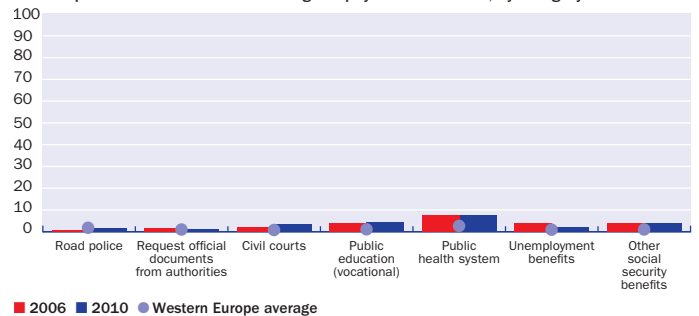
Trust in institutions is comparable to western European level

% of respondents who have trust in institutions, by category



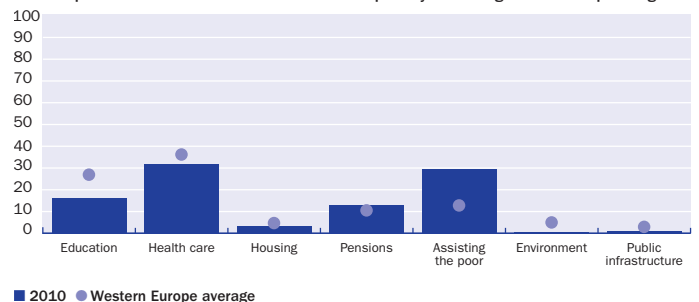
Irregular payments remain quite infrequent

% of respondents who believe that irregular payments are used, by category



Government spending on health care and helping the poor are biggest priority

% of respondents who think what should be the priority of extra government spending



Life in Transition Hungary

Key findings (% , weighted)

	Hungary	Average Transition region	Average Western Europe
Satisfied with life	29	43	72
Trust in others	25	34	42
Perceive less corruption than four years ago	15	21	9
Concerned about climate change	62	54	54
Support both market economy and democracy	28	34	42
Households affected by the crisis	66	49	31

Impact of the crisis

Hungary has the third highest proportion of households to have been impacted by the crisis in the transition region. More than two-thirds have been affected adversely, which is almost 20 per cent more than the transition region average. The poorest sections of the population have been hit the hardest, as have middle-aged people and, to a lesser extent, the over-60s.

Life satisfaction

Life satisfaction in Hungary is among the lowest in the transition region. It has fallen seven percentage points (from an already low base in 2006) to 18 per cent, which is below one-half of the transition average. The youngest section of the population has seen the largest drop in satisfaction. There is a positive correlation between happiness and higher income, with just seven per cent of the poorest third of the population reporting satisfaction with their lives.

Optimism for the future remains very low at only just above one-half the transition region average. Hungary is among the small group of transition countries where people are not only dissatisfied with their own lives but do not believe that their children face a better future. Since 2006, optimism has declined among the middle class but risen in the richest third of the population.

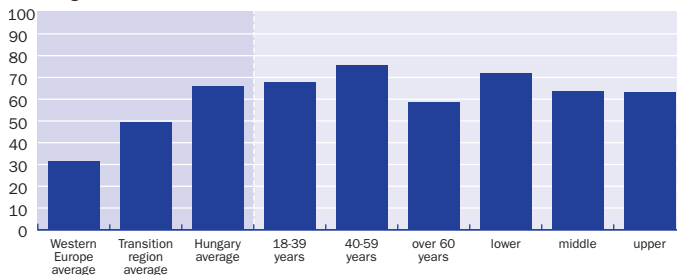
Attitudes towards democracy and market economy

Hungarian support for a market economy is among the lowest in the transition region. Only 30 per cent of respondents unequivocally support a market economy, a decrease of seven percentage points since 2006. Attitudes towards democracy are more positive, with over one-half preferring it to any other political system. Yet even this figure is eight per cent lower than in 2006. Nevertheless, the combination of a market economy and democracy is still the most popular socio-economic option in Hungary, as in the most of the transition region.

Fewer people believe that Hungary has democratic institutions comparable to those in the western European comparator countries. The lag behind the western countries ranges from 14 percentage points for freedom to travel abroad to 30 percentage points for law and order and a court system that defends individual rights against abuse by the state. In addition, only 31 per cent of respondents believe that there is a strong political opposition in the country.

Two-thirds of households have been affected by the crisis

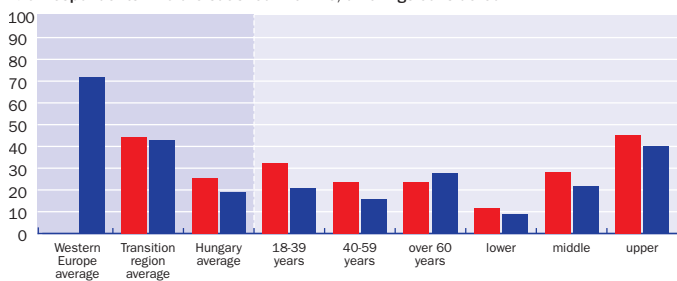
% of respondents whose households have been affected by the crisis, either a great deal or a fair amount



■ 2010

Life satisfaction is well below one-half of transition country average

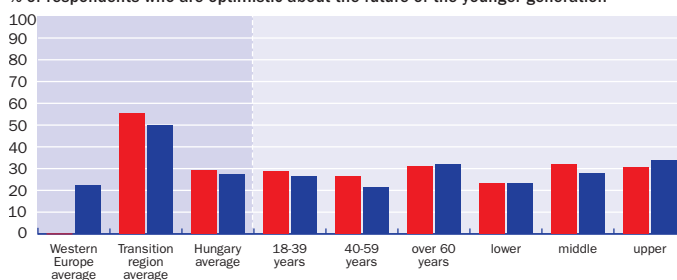
% of respondents who are satisfied with life, all things considered



■ 2006 ■ 2010

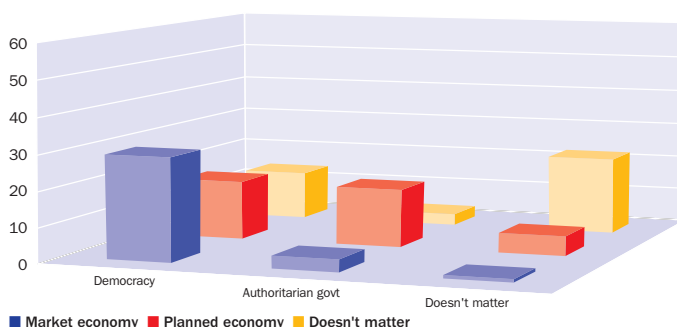
Optimism is barely above one-half of transition region average

% of respondents who are optimistic about the future of the younger generation



■ 2006 ■ 2010

Combination of democracy and market economy preferred to other options



Generalised and institutional trust

The level of generalised trust is low at eight points below the transition region average. Trust has risen mainly among the upper-income group and least among the poorest since 2006, implying a strong correlation between wealth and trust. Trust in others has only decreased in the 40-59 age group.

Trust in most public institutions, with the exception of the government and parliament, has decreased significantly since 2006. In fact, trust in the government is five percentage points above the western European comparator average after nearly doubling since 2006. On the other hand, confidence in the police force has dropped by more than 20 per cent, while trust in banks has more than halved to 10 percentage points below the western comparator average (probably reflecting the economic crisis).

Corruption perception

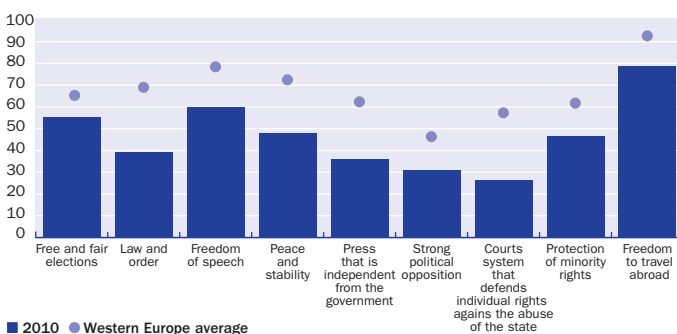
Over 40 per cent of Hungarians believe that irregular payments are common in the public health care system. This is a high figure relative to the western European comparator average of three per cent and an increase of 10 percentage points since 2006. The health care sector clearly stands out from other public services in this respect, since irregular payments to traffic police are considered the next most common incidence of bribery according to only 10 per cent of respondents.

Priorities for government spending

Hungarians list education as only the fourth most important government spending priority. This may be because they believe that their education system is already of a very high quality, but only 13 per cent think that it should receive additional funding as a priority, compared to 40 per cent favouring of health care, almost 20 per cent for pensions and nearly 15 per cent for helping the poor.

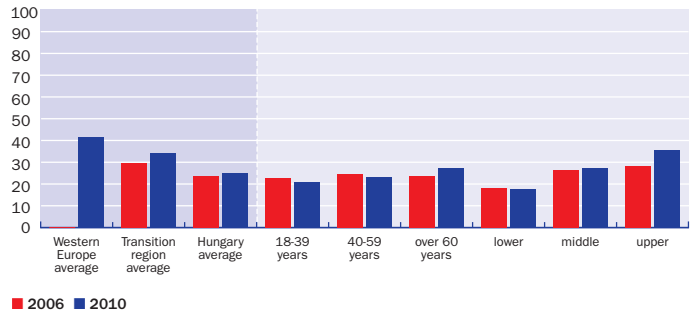
Strong courts, political opposition not present according to many

% of respondents who think the country has the basic democratic institutions



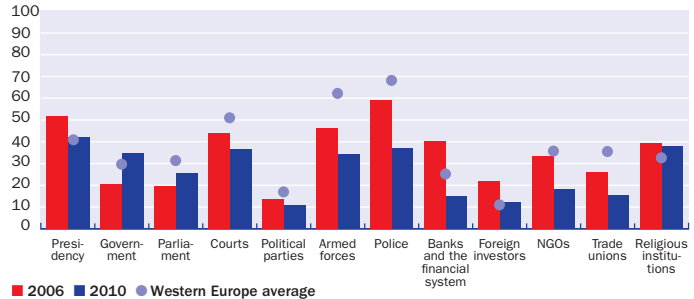
Trust is higher among the better-off

% of people who think that, generally, people can be trusted



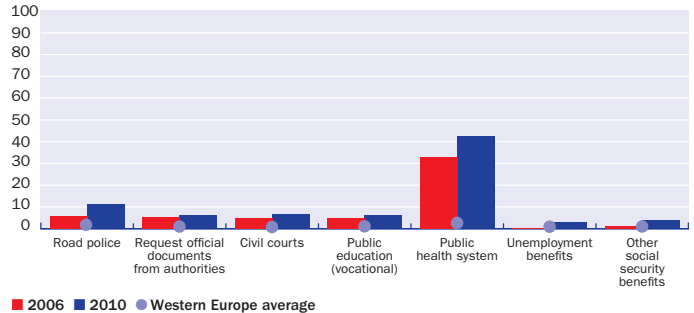
Trust in the police and banks sees the most dramatic drop

% of respondents who have trust in institutions, by category



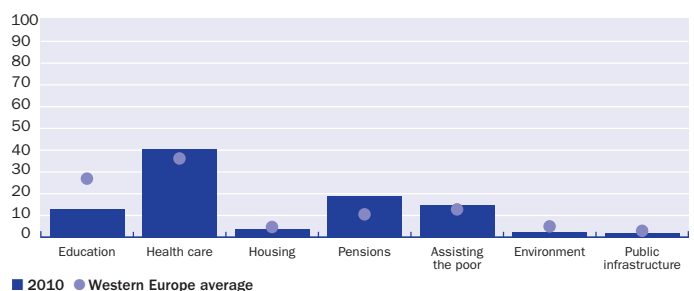
Very high irregular payment occurrence in public health care

% of respondents who believe that irregular payments are used, by category



Unusually low preference for government spending on education

% of people who think what should be the main priority of extra government



Life in Transition Kazakhstan

Key findings (% , weighted)

	Kazakhstan	Average Transition region	Average Western Europe
Satisfied with life	52	43	72
Trust in others	57	34	42
Perceive less corruption than four years ago	23	21	9
Concerned about climate change	41	54	54
Support both market economy and democracy	34	34	42
Households affected by the crisis	33	49	31

Impact of the crisis

The crisis has spared most Kazakh households, with only 10 per cent reporting that they have been affected significantly. Two-thirds of respondents have been affected only slightly or not at all. The most common consequences of the crisis have been reduced or delayed wages and job losses. Many households report that they reduced consumption of both staples and luxury goods, but around one-fifth delayed paying utility bills which might be indicative of greater hardship.

Life satisfaction

Satisfaction with life has dropped slightly for middle-income households and people under 60. Kazakhstan nevertheless retains one of the higher satisfaction levels in the transition region. Despite slowing growth rates, the economy has not suffered a contraction over the past decade due to high oil prices. Over one-half of respondents believe that the economic and political situation in the country has improved since 2006, and 30 per cent say that the performance of local administration is also better.

Almost two-thirds of surveyed respondents are optimistic about the future of the younger generation. While the belief in a better future for the younger generation has declined somewhat since 2006, it remains much higher than the average for the transition region. The younger generations and people in middle-income groups have the highest level of optimism.

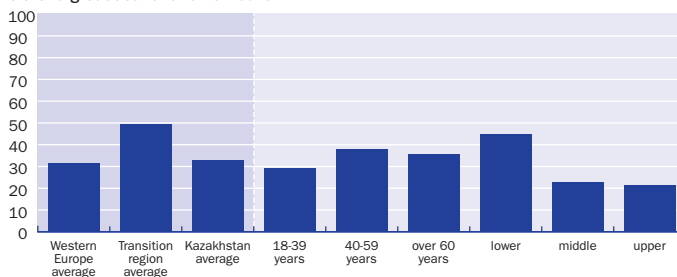
Attitudes towards democracy and market economy

Although most people prefer democracy to other forms of government, about one-fifth of respondents say that an authoritarian system may be better under some circumstances. Around one-third of those surveyed prefer a planned economic system under some circumstances, indicating some scepticism toward market reforms. This is roughly the average for the transition region as a whole.

Yet, there is only a moderate belief in the existence of some basic institutions in the country. One-half of respondents believe that there are free and fair elections, law and order, an independent press and freedom of speech in their country and over 80 per cent agree that there is peace and stability; 27 per cent say that regional and local administration leaders should be appointed rather than elected.

Only one-third of households has been affected by the crisis

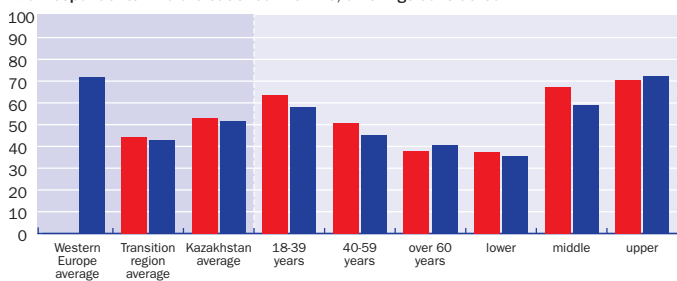
% of respondents whose households have been affected by the crisis, either a great deal or a fair amount



■ 2010

Life satisfaction is decreasing with age

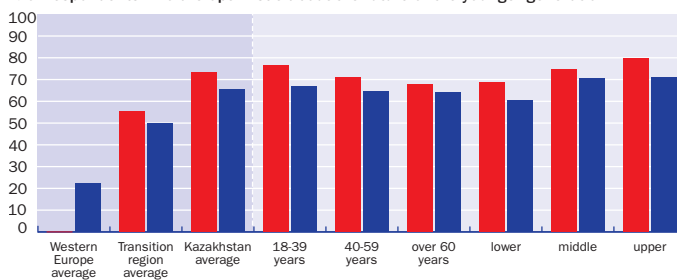
% of respondents who are satisfied with life, all things considered



■ 2006 ■ 2010

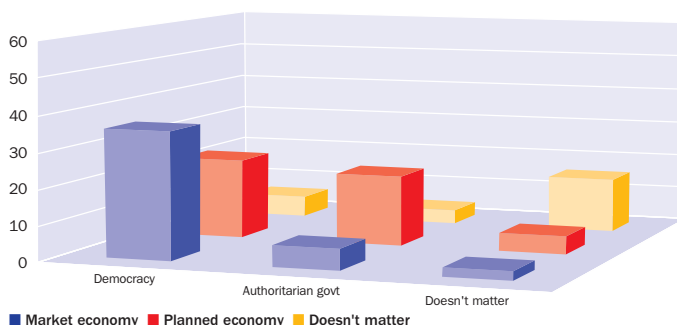
Optimism remains well above transition region average

% of respondents who are optimistic about the future of the younger generation



■ 2006 ■ 2010

Combination of democracy and market economy preferred to other options



Generalised and institutional trust

Trust in others is high and has increased. Over one-half of households report some, or complete, trust in others. Levels of generalised trust have particularly increased among the middle-aged population groups as well as among the lower and upper income segments of the population.

Trust in most public institutions has fallen slightly, but confidence in the presidency – registered by almost 80 per cent of respondents – remains extremely high compared to other transition countries. Most indicators of in-group trust in the survey are in line with transition region averages: for example, around two-thirds of respondents say that they would turn to their relatives when in need.

Corruption perception

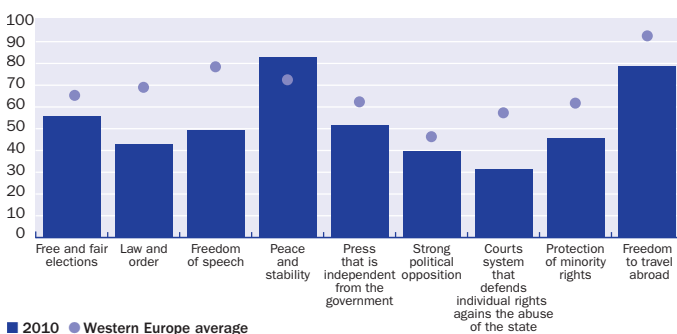
A slight increase in reported bribery since 2006 reflects rises in police, civil court and public health service corruption. About 62 per cent of respondents report bribing the police in the last year (half of whom were either asked to pay or were expected to pay). Two-fifths of respondents report dissatisfaction with the quality and efficiency of the police service and similarly think that bribery is common in public health care administration. Almost 40 per cent of respondents complain about long waiting times in hospitals, and 10 per cent claim that the most important factor for succeeding in life is political connections.

Priorities for government spending

Public health care is considered the biggest priority for government spending, reflecting respondents' concerns over long waiting times and corruption. However, only one-half of respondents would be prepared to pay more in taxes to improve the health care system. The disabled, the elderly and families with children have been identified as the most deserving groups for government support. Two-fifths of respondents think that injustice in society has led to more people needing support from the government. Despite low concern for climate change in comparison to other countries in the transition region, 30 per cent of respondents say that they would give up more of their income to tackle the problem.

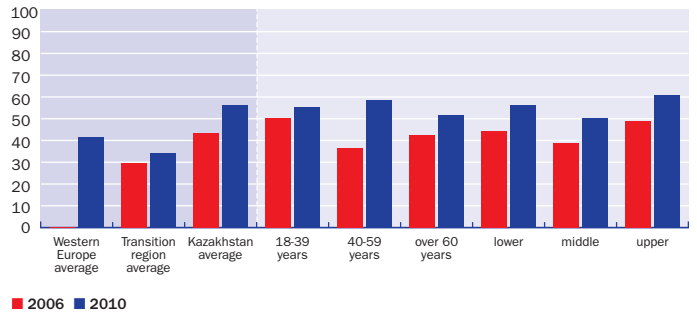
Strong belief in presence of peace and stability

% of respondents who think the country has the basic democratic institutions



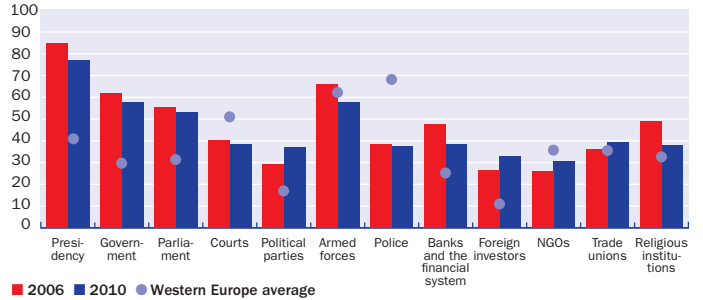
Trust is two-thirds above transition region average

% of people who think that, generally, people can be trusted



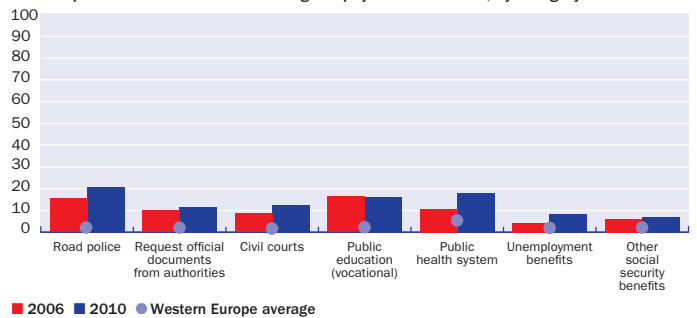
Trust in the presidency, the government and the parliament remains very high

% of respondents who have trust in institutions, by category



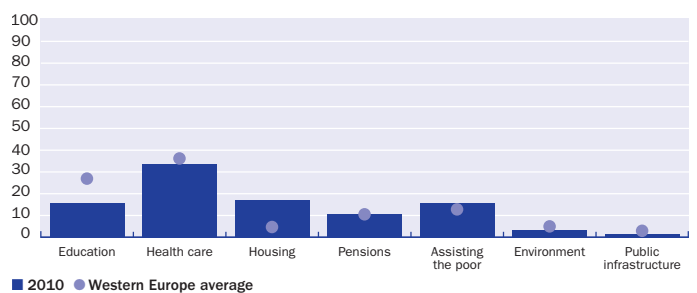
Irregular payments have somewhat increased since 2006

% of respondents who believe that irregular payments are used, by category



Government spending on health care is biggest priority

% of respondents who think what should be the direction of extra government spending



Life in Transition Kyrgyz Republic

Key findings (% , weighted)

	Kyrgyz Republic	Average Transition region	Average Western Europe
Satisfied with life	50	43	72
Trust in others	26	34	42
Perceive less corruption than four years ago	6	21	9
Concerned about climate change	41	54	54
Support both market economy and democracy	34	34	42
Households affected by the crisis	28	49	31

Impact of the crisis

Less than half of Kyrgyz say that the crisis has not affected them at all. Around 45 per cent of households say that reduced remittances and wages have been the dominant consequences. This may reflect the fact that the economic downturn in Russia, which hosts many Kyrgyz migrant workers, exacerbated the impact on households in the Kyrgyz Republic. The vast majority of households have cut down their consumption of staple and luxury goods in the past two years.

Life satisfaction

Levels of life satisfaction are higher than the transition average, although they have dropped since 2006. About two-fifths of Kyrgyz respondents do not think that they have fared better in life than their parents, but about the same proportion think that their household lives better today than in 2006. Only one-third is satisfied with their jobs and less than 40 per cent feel financially secure. Four-fifths of respondents do not think that the economic or political situation has improved in recent years.

While the belief in a better future of the younger generation is comparable to the transition region average, it has significantly dropped since 2006. This belief is particularly pronounced among the younger generation and those in the middle and upper income segments of the Kyrgyz population.

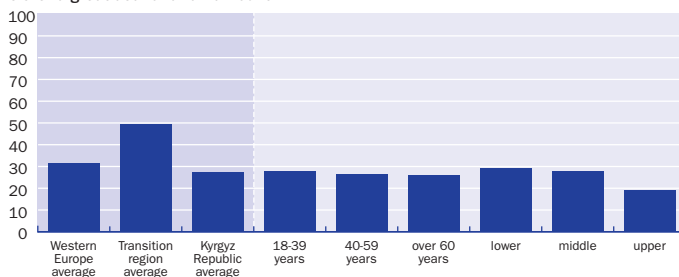
Attitudes towards democracy and market economy

Although one-third of respondents prefer democracy and a market economy, around 25 per cent would rather live, under some circumstances, in an authoritarian system and planned economy. Only 60 per cent believe that elections are necessary to choose political leaders – among the lowest support for elections in the transition region. Just one-fifth say that they would prefer a country with more political liberties and lower economic growth to a country with higher growth and fewer liberties.

Respondents are sceptical about the existence of basic democratic institutions. A majority of respondents do not think that their country has free and fair elections or law and order. However, few are apathetic about the style of government and most believe that its form will affect them: one-fifth believe that citizens should be more active in questioning the actions of the authorities.

Over one-quarter of households have been affected by the crisis

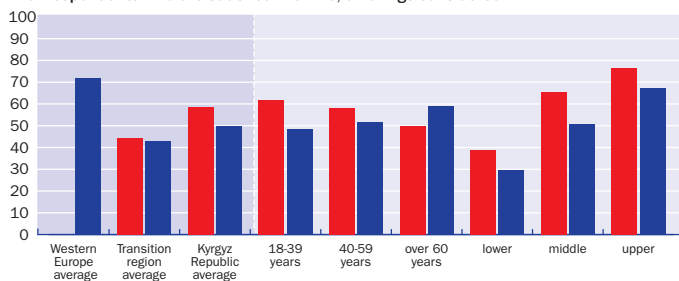
% of respondents whose households have been affected by the crisis, either a great deal or a fair amount



■ 2010

Life satisfaction is strongly related to income

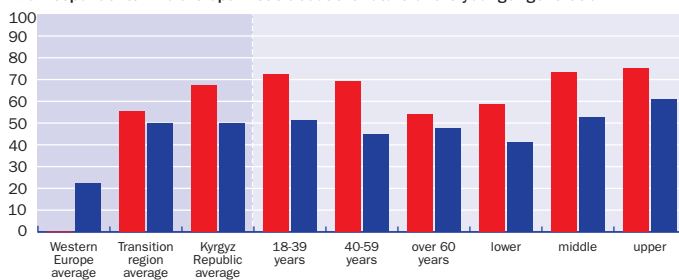
% of respondents who are satisfied with life, all things considered



■ 2006 ■ 2010

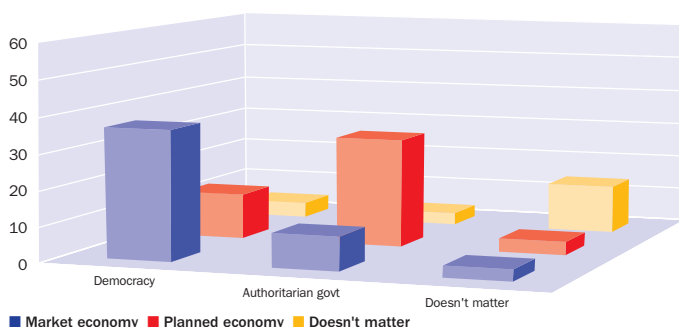
Optimism is down since 2006 to transition region average

% of respondents who are optimistic about the future of the younger generation



■ 2006 ■ 2010

Combination of democracy and market economy preferred to other options



■ Market economy ■ Planned economy ■ Doesn't matter

Generalised and institutional trust

The level of generalised trust has seen a small increase among lower- and middle-income households. While the average trust in people has slightly decreased since 2006, it remains well below the average for the entire transition region. In addition to middle- and upper-income segments of the population, older people seem to have more generalised trust.

However, trust in governmental institutions has collapsed since 2006. The Kyrgyz Republic now ranks in the bottom 10 of transition countries for trust in the presidency and government. This may be a consequence of violent riots in the capital, which brought down the government in April 2010 and were followed by ethnic unrest in the south of the country. On the other hand, over 95 per cent of respondents have complete trust in the family, although two-thirds say that they would not trust people who they meet for the first time.

Corruption perception

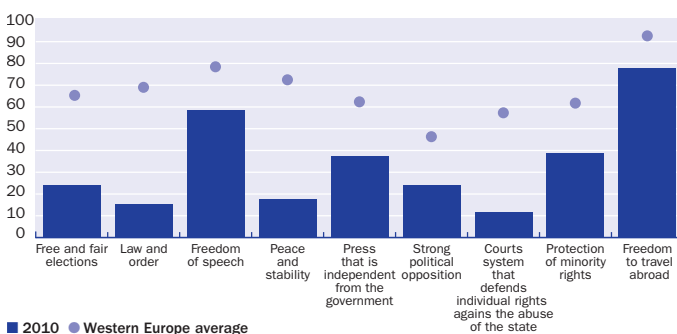
Levels of bribery have doubled across all sectors in the last four years. The perception of corruption in the country is among the worst in the transition region. A majority of households report that they are dissatisfied with the service that they receive from traffic police and bureaucratic officials. In most instances, respondents were asked for payment or knew that this was expected of them. Corruption is also endemic in the health care sector and in public education, although few households have ever filed a complaint.

Priorities for government spending

The preferences of Kyrgyz households for government spending generally coincide with those in western European comparator countries. There is slightly lower support for health care provision and more for helping the poor. Only two-fifths of households are prepared to give up more of their income in order to improve health care or education, which would appear to reflect concerns about corruption. At the same time, around 30 per cent of respondents say that those in need find themselves in their predicament because of laziness and lack of willpower.

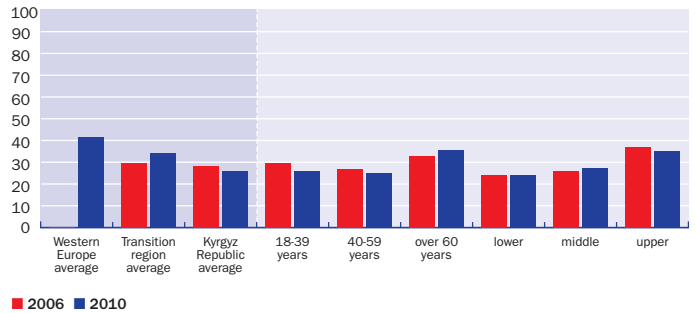
Limited belief in presence of certain basic institutions

% of respondents who think the country has the basic democratic institutions



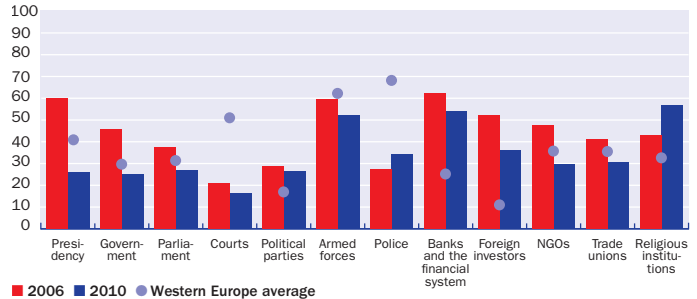
Trust level remains highest among older people

% of people who think that, generally, people can be trusted



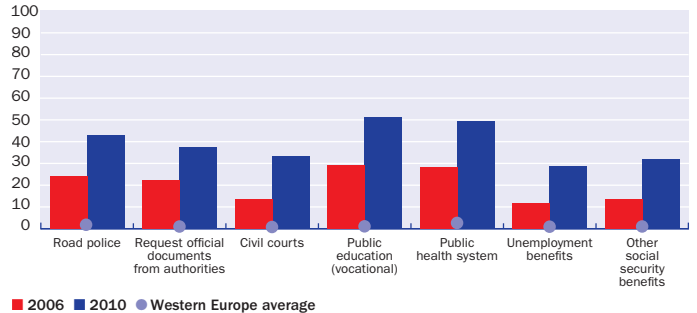
Trust in the presidency and government are sharply down since 2006

% of respondents who have trust in institutions, by category



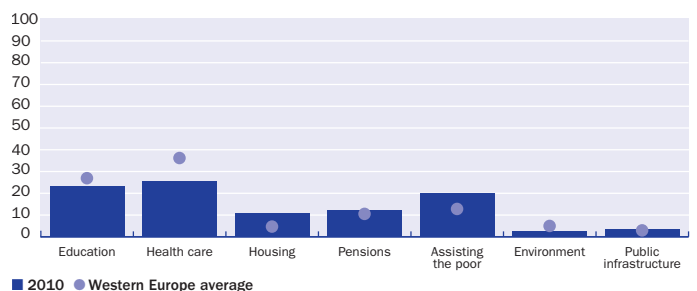
Irregular payments have doubled in some areas since 2006

% of respondents who believe that irregular payments are used, by category



Government spending on health care is biggest priority

% of respondents who think what should be the priority of extra government spending



Life in Transition Latvia

Key findings (% , weighted)

	Latvia	Average Transition region	Average Western Europe
Satisfied with life	38	43	72
Trust in others	27	34	42
Perceive less corruption than four years ago	8	21	9
Concerned about climate change	47	54	54
Support both market economy and democracy	14	34	42
Households affected by the crisis	56	49	31

Impact of the crisis

Almost 60 per cent of respondents report that their households have suffered during the economic crisis. While this is relatively comparable with the regional average, it underlines the negative impact on the livelihoods of many Latvians. Moreover, less than 10 per cent of respondents think that the economic and political climate has improved since 2006.

Life satisfaction

Life satisfaction has declined in Latvia over the last four years, ranking the country 16th in this respect among the transition countries. Life satisfaction levels have dropped almost uniformly across age and income brackets. However, certain age ranges (people aged 18-59) as well as middle- and upper-income groups have experienced more significant decreases.

While the level of optimism has dropped since 2006, it remains comparable to the transition region average and is well above the average for the western European comparator countries included in the survey. Optimism about the future of the younger generation has fallen by 20 percentage points and has almost uniformly decreased among different age and income groups.

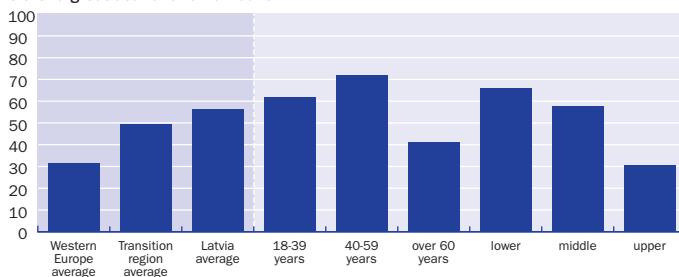
Attitudes towards democracy and market economy

Only about 15 per cent of respondents prefer a combination of democracy and a market economy. The economic crisis has had a negative impact on people's attitudes towards democracy and market economics, with the result that about 20 per cent of respondents think that, under certain circumstances, a combination of authoritarian government and a planned economy would be acceptable. As in most of the transition region, respondents prefer to live in a country with robust economic growth but fewer political liberties. However, they differ in their assessments of their country's socio-economic model: 50 per cent consider that they live in a country with full political liberties and weak economic growth, but almost all of the other half think that there are few liberties and weak growth.

The economic crisis has had an impact on the overall belief in the basic democratic institutions. Almost 90 per cent of Latvians think that they have full freedom to travel. However, most respondents do not believe that their country has got the basic democratic institutions. For example, only 20 per cent consider that there is a strong political opposition or that the court system can protect individual rights against abuse by the state.

Almost three-fifths of households have been affected by the crisis

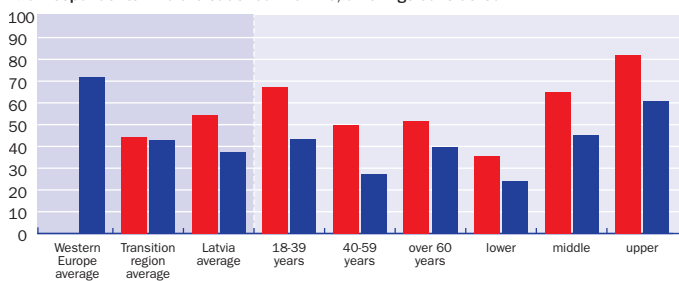
% of respondents whose households have been affected by the crisis, either a great deal or a fair amount



■ 2010

Life satisfaction is down to below transition region average

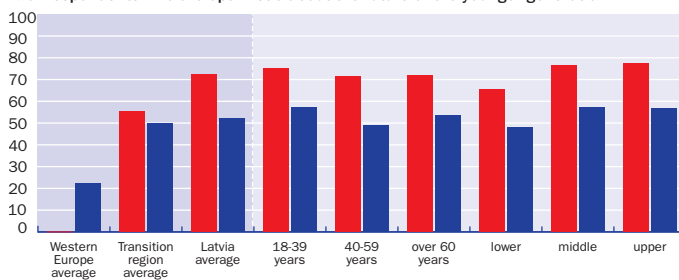
% of respondents who are satisfied with life, all things considered



■ 2006 ■ 2010

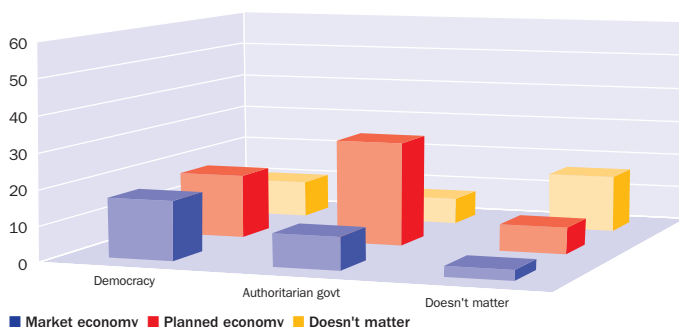
Optimism has dropped across age and income since 2006

% of respondents who are optimistic about the future of the younger generation



■ 2006 ■ 2010

Only 13 per cent of respondents prefer democracy and market economy



■ Market economy ■ Planned economy ■ Doesn't matter

Generalised and institutional trust

Generalised trust has fallen since 2006 in Latvia. About one-quarter of respondents think that people can be trusted, which is significantly lower than the transition region average. While the level of trust has dropped, especially among the older generation and people in the lower-income bracket, it has increased markedly among people in the upper-income group. The level of trust towards those from different religions and nationalities is moderate, but Latvians tend to be wary of people whom they meet for the first time.

Trust in public institutions is relatively higher than generalised trust, although it varies across institutions. Trust in the presidency, parliament and political parties (which was low to begin with) has fallen further, while trust in banks and financial institutions has fallen by as many as 30 percentage points.

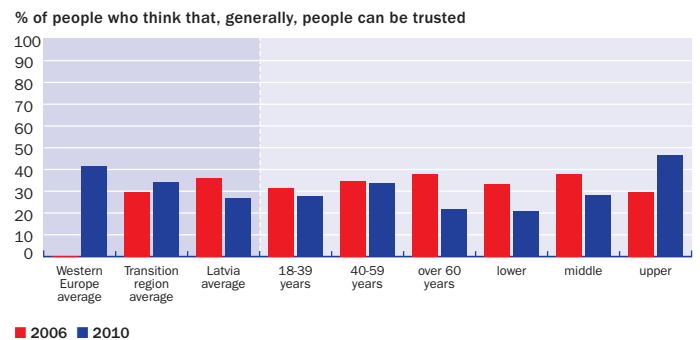
Corruption perception

The level of perceived corruption is low and has been falling. Less than 5 per cent of respondents report making unofficial payments when dealing with the traffic police, civil courts, public education authorities or when applying for unemployment benefits. As in the rest of the transition region, corruption in the public health sector is endemic, although the incidence of unofficial payments has decreased since 2006.

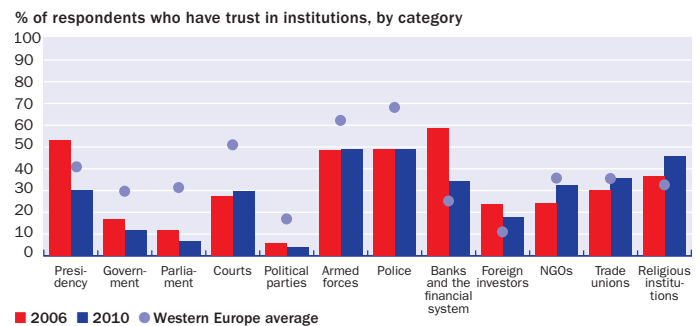
Priorities for government spending

Respondents in Latvia put a priority on extra government spending on education and health care. Most would prefer extra government spending on health care well above levels sought in most western European comparators. In addition, spending on education, pensions and helping the poor is also favoured by a significant percentage of the population; 84 per cent of respondents think that the gap between rich and poor should be reduced.

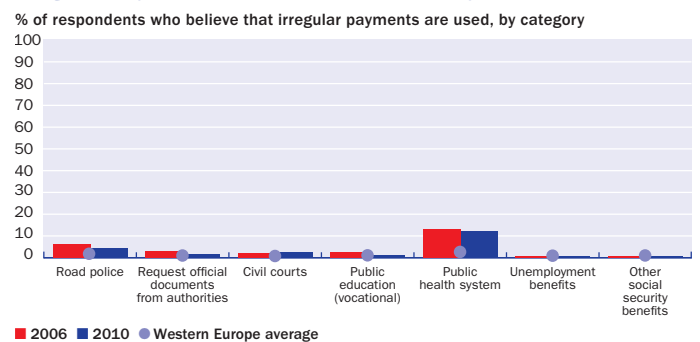
Level of generalised trust has fallen since 2006



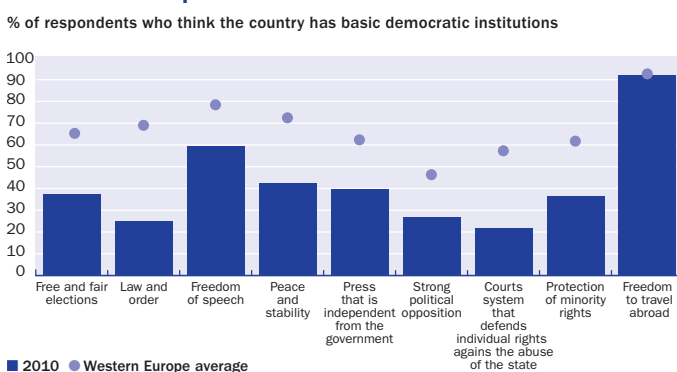
Trust in the presidency and banks down by almost one-half



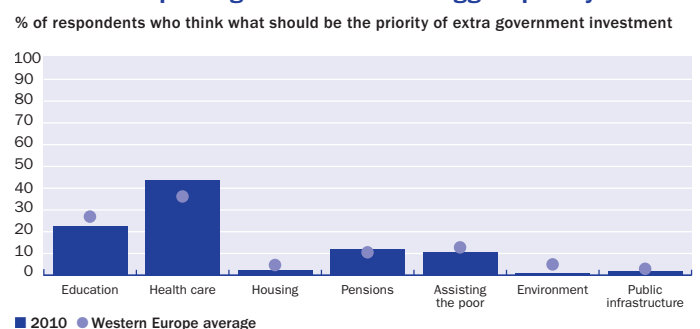
Irregular payments have remained relatively infrequent



Limited belief in presence of certain basic institutions



Government spending on health care is biggest priority



Key findings (% , weighted)

	Lithuania	Average Transition region	Average Western Europe
Satisfied with life	34	43	72
Trust in others	24	34	42
Perceive less corruption than four years ago	7	21	9
Concerned about climate change	60	54	54
Support both market economy and democracy	27	34	42
Households affected by the crisis	52	49	31

Impact of the crisis

The economic crisis has had a significant impact on the livelihoods of many Lithuanians. About one-half of households have been affected adversely, which is comparable to the transition region average. People in the lower-income brackets have been hit much more severely compared to the rest of the population. In addition, the impact has been more pronounced among the middle-aged.

Life satisfaction

Life satisfaction in Lithuania has dropped by 10 percentage points and fallen below the average for the transition region. All age and income brackets have registered a significant decline in satisfaction, especially the younger generation (aged 18-34) and the upper-income bracket of the population. This dissatisfaction may be a result of a deteriorating economic climate in the country. Lithuania is among three transition countries whose people least agree that the political and economic situation has improved over the last four years.

Optimism in a better future for the younger generation has also dropped by 20 percentage points, but remains above the average transition region score. Optimism has fallen almost uniformly across age and income brackets, but most dramatically among middle-aged people and those in the lower-income bracket.

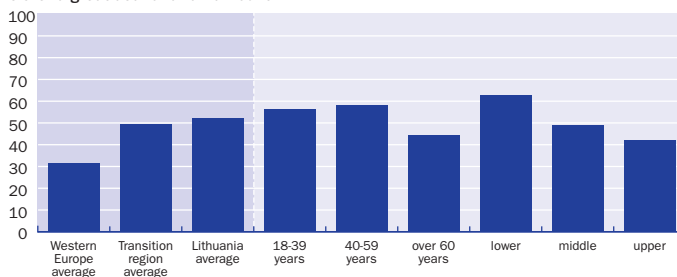
Attitudes towards democracy and market economy

About 27 per cent of respondents prefer a combination of democracy and a market economy over other political and economic systems. This is well above the percentage who prefer a combination of authoritarian government and a planned economy under some circumstances. As in the rest of the transition region, the vast majority of respondents (more than 90 per cent) would forego some political liberties to live in a country with robust economic growth. About one-half think that they live in a country with full political rights but weak growth.

Belief in the existence of basic democratic institutions is moderate, but well below the average in western European comparator countries. About one-half of Lithuanian respondents agree that the country has basic democratic institutions such as freedom of speech, peace and stability and an independent press. Most also think that there is freedom to travel abroad. However, only a small percentage believe that the country has a strong opposition or a court system that defends the right of the individual against abuse by the state.

One-half of households have been affected by the crisis

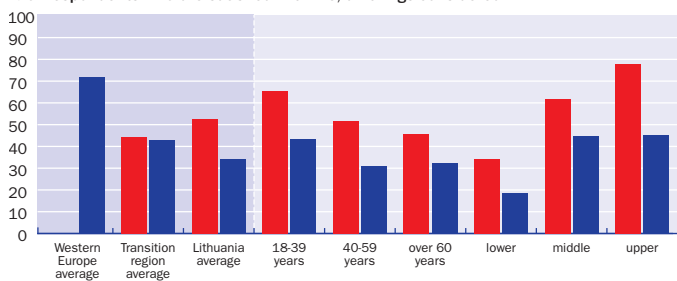
% of respondents whose households have been affected by the crisis, either a great deal or a fair amount



■ 2010

Life satisfaction is down to below transition region average

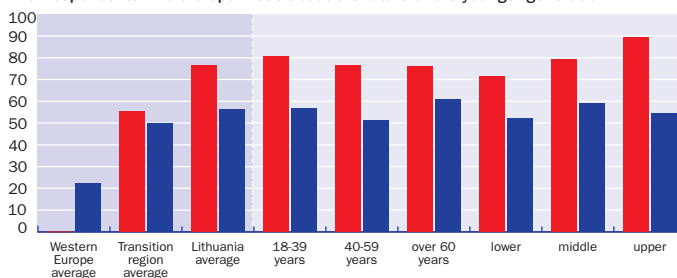
% of respondents who are satisfied with life, all things considered



■ 2006 ■ 2010

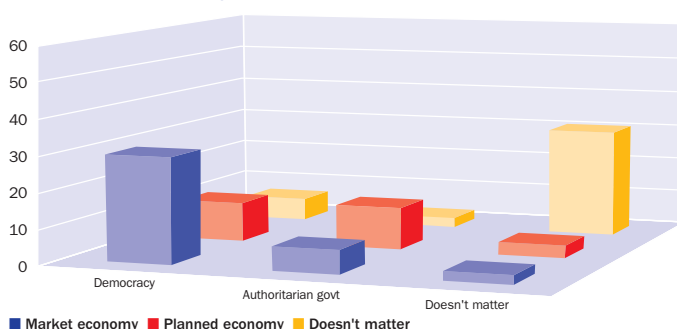
Optimism is significantly lower across age and income

% of respondents who are optimistic about the future of the younger generation



■ 2006 ■ 2010

27 per cent of respondents prefer democracy and market economy



■ Market economy ■ Planned economy ■ Doesn't matter

Generalised and institutional trust

People are reluctant to trust others. Generalised trust has decreased by more than five percentage points and is much lower than the transition average. Lithuanians are much more distrustful compared to their Baltic neighbours, and especially so towards people who they meet for the first time and those of different religions and nationalities.

Trust in public institutions is also relatively low and has decreased since 2006. While the level of trust in certain institutions – such as the presidency, banks and the financial system and foreign investors – is higher than the average for the western comparators, confidence in the government, parliament and the court system is very low and well below the western European average. The impact of the economic crisis has also led to a significant decline in trust in banks and the financial system.

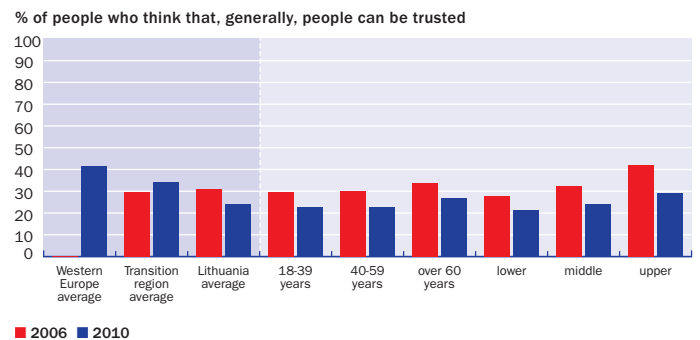
Corruption perception

The level of perceived corruption is relatively low, but higher than the average for the western European comparators. Less than five per cent of respondents have reported making irregular payments when dealing with institutions such as the traffic police, civil courts, public education authorities or when applying for social security benefits. As in the rest of the transition region, the level of perceived corruption is much higher in the public health sector.

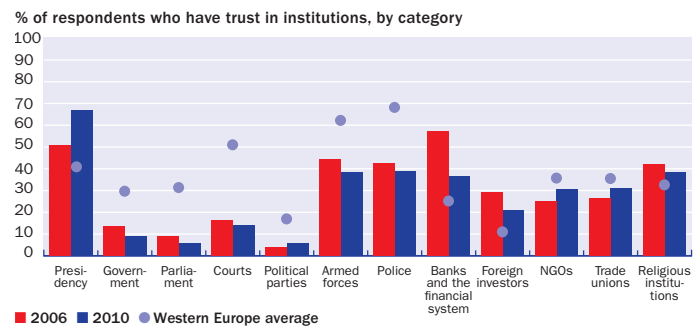
Priorities for government spending

About 40 per cent of respondents would prefer extra government spending on public health care. This is much higher than the percentage who would prefer more spending on education, pensions or helping the poor. Lithuanians' spending priorities closely match those in western European countries.

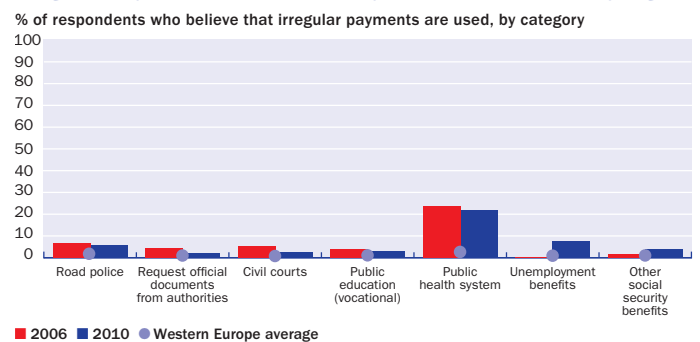
Level of generalised trust has decreased since 2006



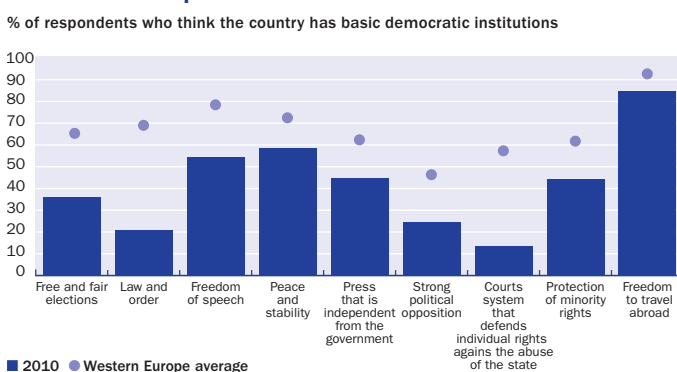
Only trust in the presidency is significantly up since 2006



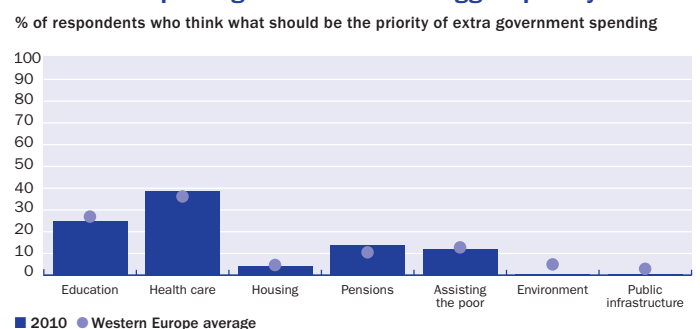
Irregular payments in the health system remain relatively high



Limited belief in presence of certain basic institutions



Government spending on health care is biggest priority



Key findings (% , weighted)

	Moldova	Average Transition region	Average Western Europe
Satisfied with life	30	43	72
Trust in others	41	34	42
Perceive less corruption than four years ago	13	21	9
Concerned about climate change	81	54	54
Support both market economy and democracy	52	34	42
Households affected by the crisis	51	49	31

Impact of the crisis

The extent of the impact of the economic crisis on households is comparable to the transition region average. About one-half of respondents report that their households have been hit by the crisis. The crisis impact has been most significant for the middle-aged and middle-income sections of the population. In absolute terms, the impact of the crisis on the poorest households in Moldova has been one of the strongest in the transition region.

Life satisfaction

Despite a two percentage point rise since 2006, the level of life satisfaction in Moldova is still well below the transition region average. It has increased almost uniformly across age and income brackets, but more so among the younger generation and upper-income sections of the population. Life satisfaction has dropped by about three percentage points among middle-income respondents.

Belief in a better future has risen by two percentage points but is still 10 points below the average for the transition region. Optimism has increased among middle-aged people as well as lower- and upper-income groups, but has dropped among other age and income categories. The current level of optimism about the future is in line with other countries which have a similar level of life satisfaction.

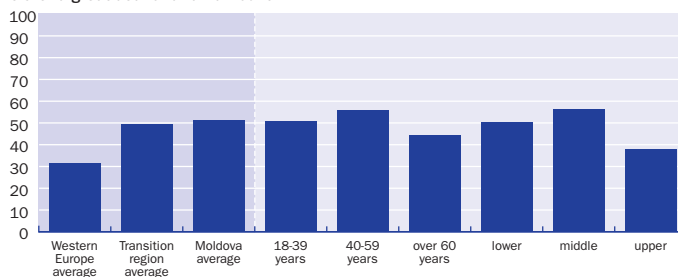
Attitudes towards democracy and market economy

More than one-third of Moldovan respondents favour a combination of democracy and a market economy. This is higher than the reported preference for a combination of a market economy and (under some circumstances) authoritarian government (about 25 per cent) or any other economic and political permutation. Interestingly in Moldova most respondents who prefer an authoritarian government under some circumstances also prefer a market economy to a planned economy, which is the opposite to the transition region as a whole.

About half of respondents believe that their country has basic democratic institutions such as law and order, free and fair elections, peace and stability or a strong political opposition. This level of confidence is significantly lower than the average for the comparator western European countries.

About one-half of households have been affected by the crisis

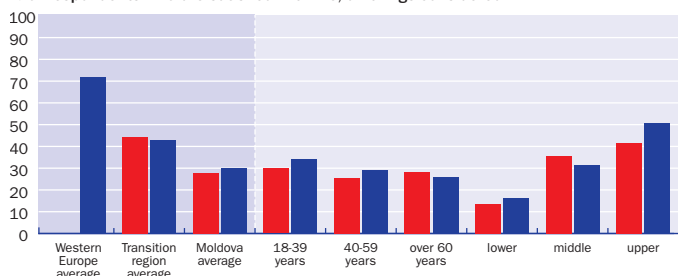
% of respondents whose households have been affected by the crisis, either a great deal or a fair amount



■ 2010

Life satisfaction remains well below transition region average

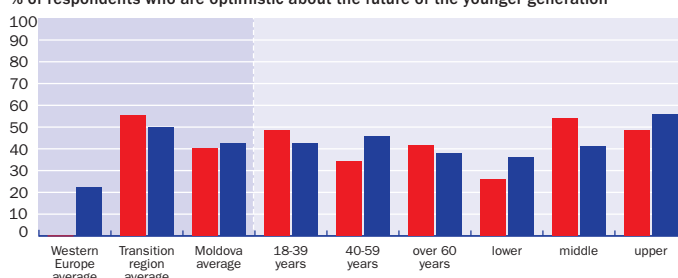
% of respondents who are satisfied with life, all things considered



■ 2006 ■ 2010

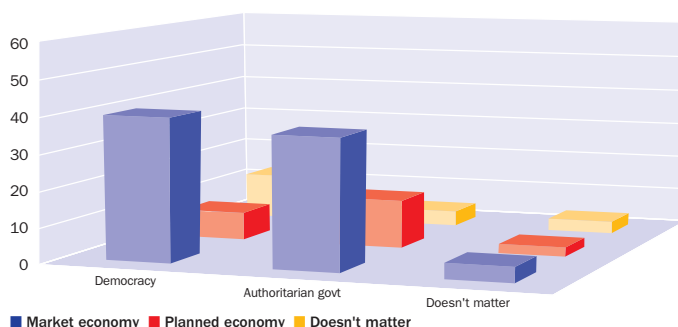
Optimism is now highest among the middle-aged

% of respondents who are optimistic about the future of the younger generation



■ 2006 ■ 2010

Combination of democracy and market economy preferred to other options



■ Market economy ■ Planned economy ■ Doesn't matter

Generalised and institutional trust

Respondents in Moldova are more trusting than the average in transition countries, ranking ninth in the region in that respect. The level of generalised trust has risen by five percentage points since 2006, with about 40 per cent of respondents reporting that people in general can be trusted. The rise has been almost uniform across age and income brackets, although it appears that the lower socio-economic groups have recorded the highest increase.

People have less confidence, however, in public institutions. Less than one-third of respondents report that they trust the presidency, parliament, the courts or political parties, which is much lower than the western comparator average. Trust is highest in the armed forces, foreign investors and religious institutions (despite a slight drop since 2006). Just over 10 per cent of respondents in Moldova believe that their lost wallet will be returned to them, which is the lowest level of real-life trust in the transition region.

Corruption perception

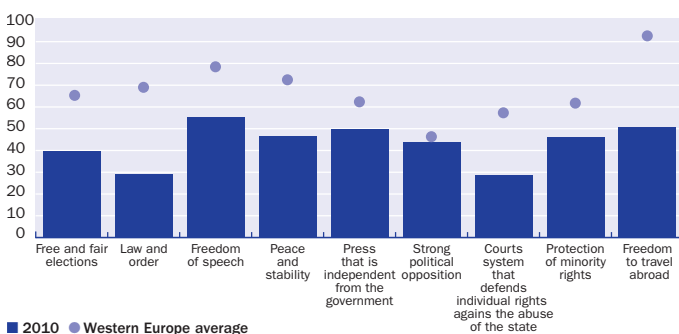
Well over 20 per cent of respondents believe that people make irregular payments to public sector authorities. This suggests that Moldovan public services are some of the most corrupt in the transition region. As in the other transition countries, bribery in the public health system seems to be the most problematic. Satisfaction with public service delivery is average – around 30 per cent of respondents say that they are unsatisfied with the quality and efficiency of service they received. However, it is worth noting a very positive dynamic: Moldova has the fastest rate of increase in satisfaction with public services in the transition region. This is in stark contrast to one of the fastest rates of growth in corruption.

Priorities for government spending

Well over one-third of Moldovan respondents would prefer extra government spending on health care. In addition, a significant percentage of respondents would like to see extra government funding for education, pensions and helping the poor. A relatively high number (12 per cent) of respondents in Moldova are prepared to give up a larger portion of their income in taxation in order to fund public services which they prioritise.

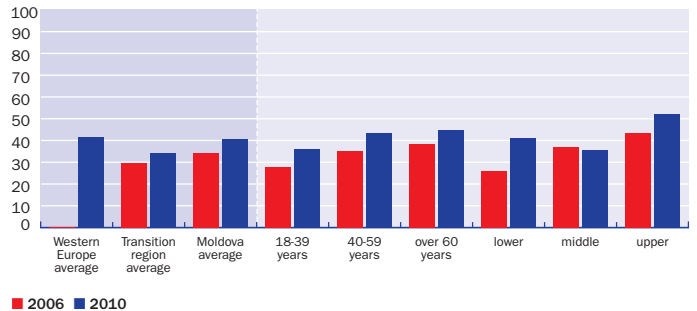
Strong political opposition present according to relatively many

% of respondents who think the country has the basic democratic institutions



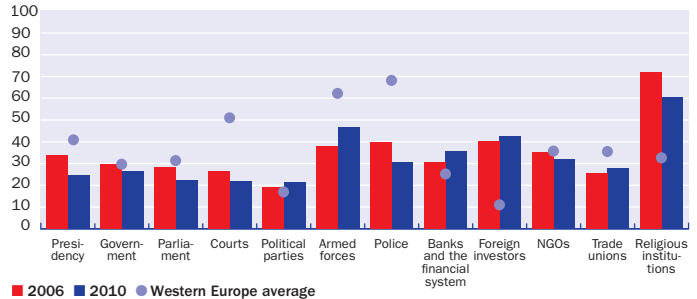
Trust is up the most among the poorest

% of people who think that, generally, people can be trusted



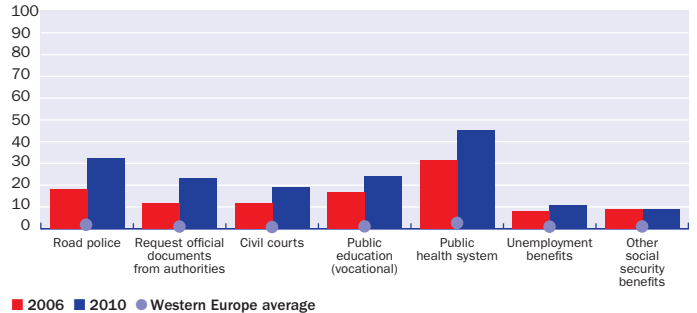
Trust in religious institutions remains especially high

% of respondents who have trust in institutions, by category



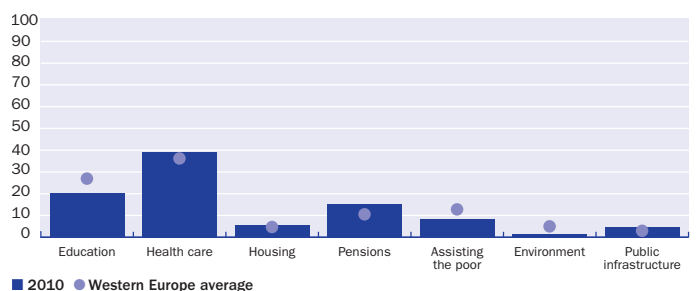
Irregular payments have risen to very high levels

% of respondents who believe that irregular payments are used, by category



Government spending on health care is biggest priority

% of respondents who think what should be the priority of extra government spending



Key findings (% , weighted)

	Mongolia	Average Transition region	Average Western Europe
Satisfied with life	54	43	72
Trust in others	42	34	42
Perceive less corruption than four years ago	11	21	9
Concerned about climate change	67	54	54
Support both market economy and democracy	48	34	42
Households affected by the crisis	55	49	31

Impact of the crisis

Mongolian households did not emerge unscathed from the economic crisis. Over one-half report that they have been affected adversely in some way. The dominant consequence for one-quarter of all households has been reduced wages. Around 20 per cent say they have been unsuccessful in borrowing money either from banks, relatives, private money lenders or non-governmental organisations (NGOs).

Life satisfaction

Life satisfaction has risen considerably across all age and income groups. About 54 per cent of respondents say that they live better today than they did in 2006. Approximately the same percentage believe that the economic situation has improved in this period. However, only 38 per cent say that they are satisfied with their financial situation.

While the belief in a better future for the younger generation has somewhat decreased compared to 2006, it is still well above the average for the transition region. Older people and middle- and high-income earners are now more sceptical that their children will have a better life than previous generations. Only one-quarter of Mongolians say that they have done better in life than their parents – the second lowest figure in the transition region.

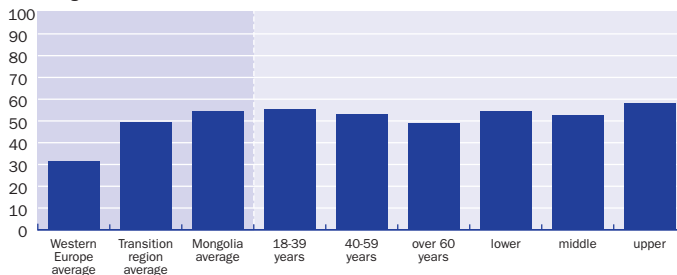
Attitudes towards democracy and market economy

Most Mongolians still prefer democracy and a market economy. However, only 48 per cent now support this combination compared to over 60 per cent in 2006. Only 19 per cent said that they would rather live in a country with full political liberties and low economic growth (which is how most Mongolians perceive their country) than in one with limited freedoms and stronger growth.

Respondents are divided when it comes to their beliefs in the presence of some basic democratic institutions. Just over 20 per cent of respondents agree that there are free and fair election, but around two-thirds believe that there is freedom of speech. Over three-quarters believe that elections are necessary for local and regional administration and a vast majority selects candidates according to their electoral programme or a reputation for honesty.

Over-half of households have been affected by the crisis

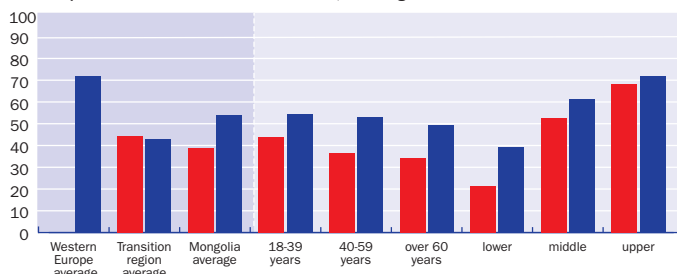
% of respondents whose households have been affected by the crisis, either a great deal or a fair amount



■ 2010

Life satisfaction has risen since 2006

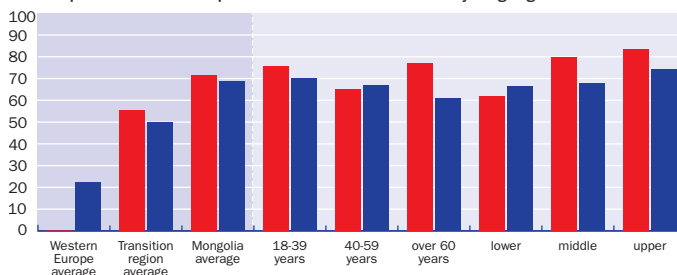
% of respondents who are satisfied with life, all things considered



■ 2006 ■ 2010

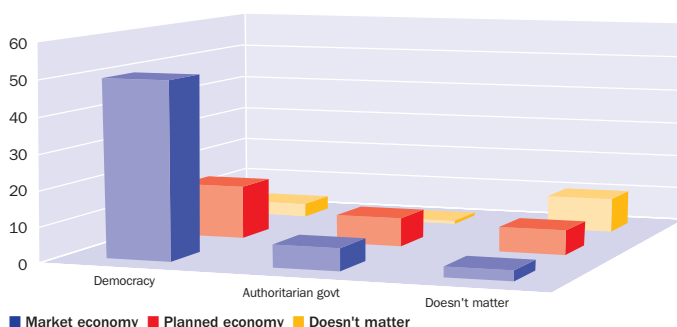
Optimism for the future remains relatively high

% of respondents who are optimistic about the future of the younger generation



■ 2006 ■ 2010

Combination of democracy and market economy preferred to other options



■ Market economy ■ Planned economy ■ Doesn't matter

Generalised and institutional trust

Levels of generalised trust have risen in line with improved life satisfaction. Trust in people has almost uniformly risen across age and income brackets of the population, although the younger generation as well as people in the lower income brackets seem to have marked the biggest increase in generalised trust.

Levels of trust in governmental institutions have remained stable and in line with western European comparator country averages. Mongolia has the highest levels of trust in banks and financial institutions in the transition region. However, almost one-half of Mongolians distrust people of another nationality or religion.

Corruption perception

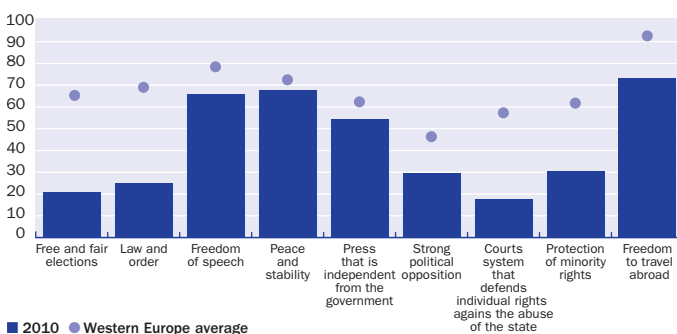
Mongolia still ranks as one of the top 10 most corrupt countries in the transition region for court and bureaucratic bribery. Almost 40 per cent of respondents believe that it is important, or even essential, to know someone influential in order to obtain permits for official papers, such as passports. Fifty per cent of those who made unofficial payments to bureaucrats say that they did so in order to get things done more quickly. In the health care system, where the principal grievance is long hospital waiting times, the level of bribery is still moderate compared to other countries in the transition region, but is increasing.

Priorities for government spending

Education is by far the biggest spending priority for Mongolians. Almost two-thirds of respondents say that they would be happy to give up more of their income if it were spent on education or health care. Ten per cent think that the environment should be the top priority for government spending, which is higher than the western European comparator average. This is also reflected in a relatively high concern for climate change: more than one-half of respondents said they would pay higher taxes if the money were spent on combating climate change. Mongolia has endured an almost two-degree rise in average temperatures since 1940 and the frequency of extreme weather events, such as droughts, has increased.

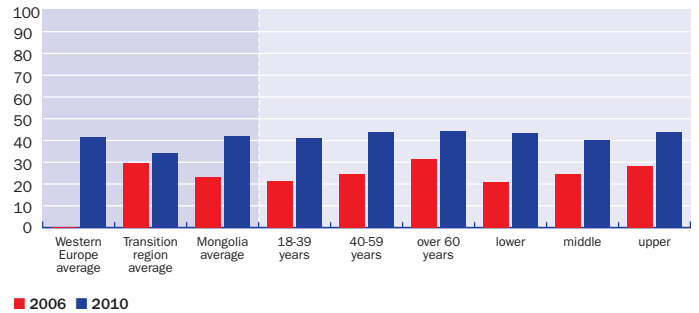
Limited belief in presence of certain basic institutions

% of respondents who think the country has the basic democratic institutions



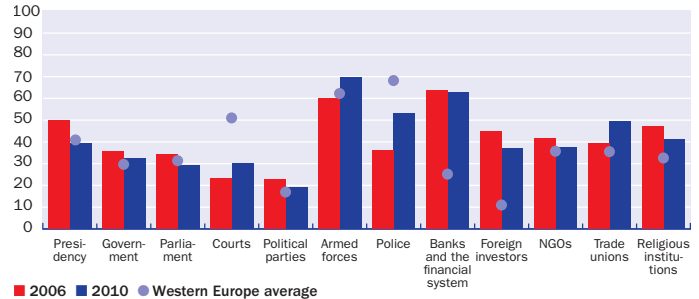
Level of trust has nearly doubled since 2006

% of people who think that, generally, people can be trusted



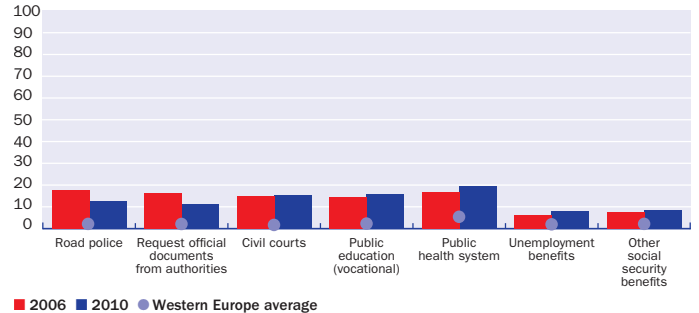
Highest trust is in armed forces and banks

% of respondents who have trust in institutions, by category



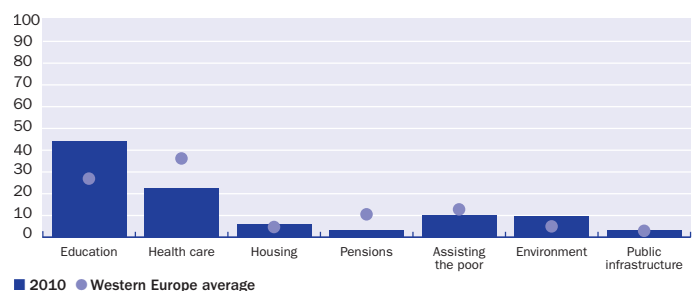
Irregular payments have remained broadly stable since 2006

% of respondents who believe that irregular payments are used, by category



Government spending on education is biggest priority

% of respondents who think what should be the priority of the extra government spending



Key findings (% , weighted)

	Montenegro	Average Transition region	Average Western Europe
Satisfied with life	42	43	72
Trust in others	40	34	42
Perceive less corruption than four years ago	21	21	9
Concerned about climate change	47	54	54
Support both market economy and democracy	37	34	42
Households affected by the crisis	60	49	31

Impact of the crisis

Around three-fifths of households have been affected by the crisis. This is about 10 percentage points higher than the transition region average and reflects the sharp recession that hit the economy in 2009 after several boom years. Those aged 60 and over and the upper-income groups have been the least affected.

Life satisfaction

Satisfaction with life has risen significantly since 2006. More than 40 per cent of people declare themselves satisfied with life compared with less than 30 per cent in the previous survey, which is now in line with the transition region average. The level of satisfaction is highest among young people and lowest among the over-60s. It also rises sharply according to income level, with nearly 70 per cent of the upper-income group declaring themselves satisfied with life.

Optimism for future generations has dropped slightly. About one-half of respondents think that future generations will have a better life, which is a few percentage points less than the level in 2006. This mainly reflects falling optimism among older people, as there are slight increases in the younger and middle-aged groups. Those on lower incomes are actually more optimistic compared to 2006, but the middle-income group shows a marked decline.

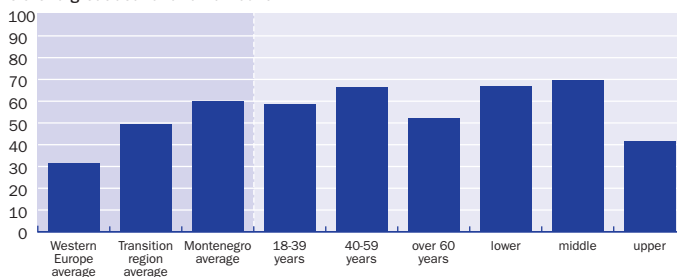
Attitudes towards democracy and market economy

Support for democracy and a market economy remains firm. More than 35 per cent of people favour a combination of the two over any other option. However, nearly one-quarter of respondents feel that it does not matter what type of economic and political system prevails. There is little support for a planned economy and authoritarianism.

Perceptions of the existence of basic democratic institutions vary. Most people believe that the country has peace and stability, freedom to travel abroad and the protection of minority rights. However, only 20 per cent of respondents believe that there is a strong political opposition, while about 35 per cent think that the court system defends individual rights against abuse by the state.

About three-fifths of households have been affected by the crisis

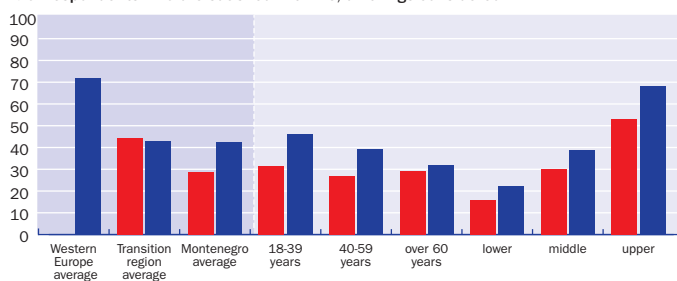
% of respondents whose households have been affected by the crisis, either a great deal or a fair amount



■ 2010

Life satisfaction is up by over one-third since 2006

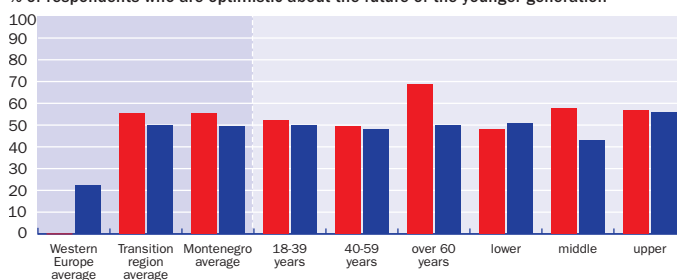
% of respondents who are satisfied with life, all things considered



■ 2006 ■ 2010

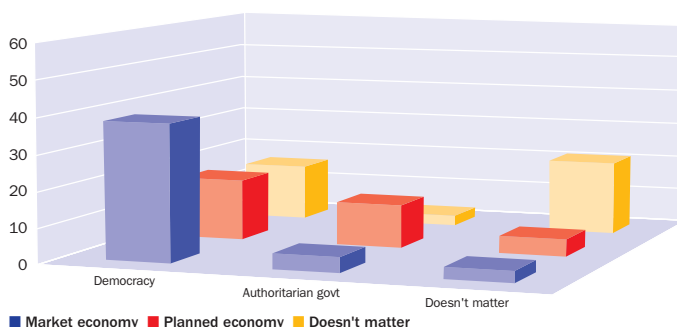
Optimism is down in the middle-income group

% of respondents who are optimistic about the future of the younger generation



■ 2006 ■ 2010

Combination of democracy and market economy preferred to other options



Generalised and institutional trust

The level of general trust in people has risen sharply since 2006. At around 40 per cent of respondents, it compares favourably with the transition region as a whole, and is close to the level prevailing in the western European comparator countries. There is little variation by age, but trust is quite low among the lower-income group.

Trust in institutions is quite strong. In a number of cases, it compares favourably with the western comparators. The highest level of trust is in religious institutions, followed by banks and the financial system. Political parties and trade unions attract a relatively low level of confidence. The performance of the Montenegrin national government is ranked favourably by over two-fifths of the respondents and around one-fifth says that its performance has improved in the past three years.

Corruption perception

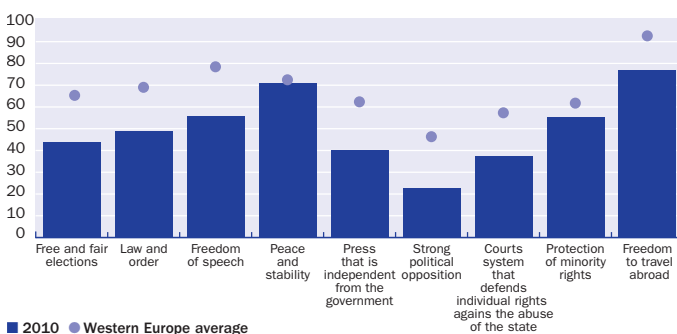
Perceptions of petty corruption are generally low. Actual corruption rates are, in fact, some of the lowest in the region. The percentage of respondents who make irregular payments when dealing with public institutions is typically less than five per cent. Montenegro in this respect is comparable to the western European comparator countries. The exceptions relate to the traffic police, where around seven per cent of respondents report making such payments (up slightly from 2006), and the health care system at around 15 per cent (down from nearly 20 per cent). This is not surprising as the level of satisfaction with public services has generally increased since the previous survey: in public health care 60 per cent of respondents said they were satisfied with the quality and efficiency of service compared to 49 per cent in 2006.

Priorities for government spending

Health care is the main priority for extra government spending for about 30 per cent of respondents. This is followed by education at around 27 per cent and helping the poor at about 20 per cent.

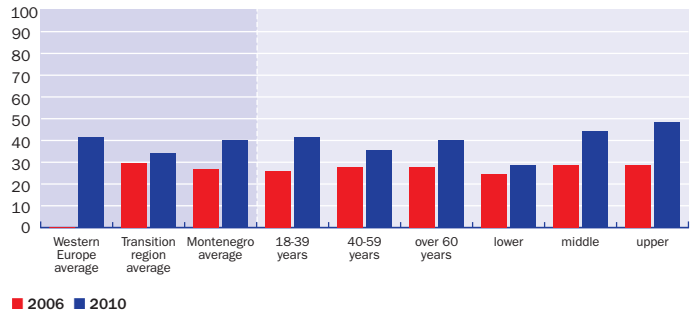
Limited belief in presence of strong political opposition

% of respondents who think the country has the basic democratic institutions



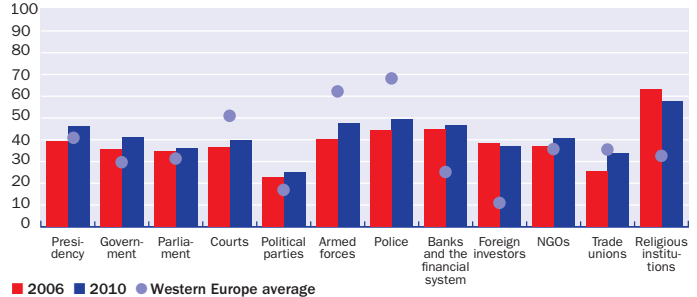
Trust has increased to above transition region average

% of people who think that, generally, people can be trusted



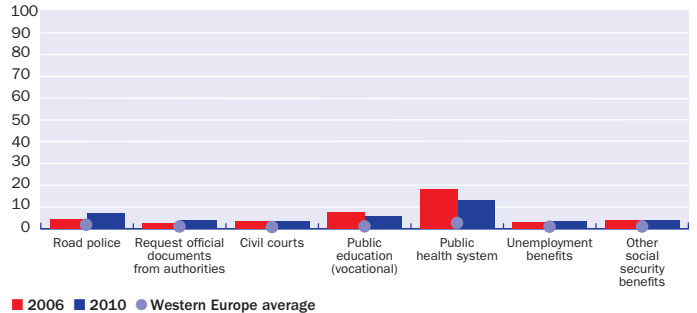
Trust in institutions is mostly up since 2006

% of respondents who have trust in institutions, by category



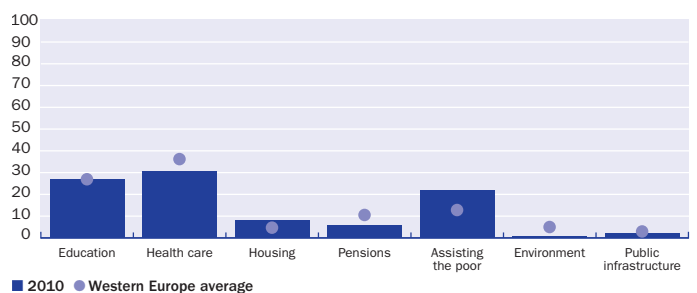
Irregular payments in health care down since 2006

% of respondents who believe that irregular payments are used, by category



Government spending on health care is biggest priority

% of respondents who think what should be the priority of extra government spending



Key findings (% , weighted)

	Poland	Average Transition region	Average Western Europe
Satisfied with life	56	43	72
Trust in others	39	34	42
Perceive less corruption than four years ago	28	21	9
Concerned about climate change	38	54	54
Support both market economy and democracy	26	34	42
Households affected by the crisis	30	49	31

Impact of the crisis

Less than one-third of Polish households have been affected by the economic crisis. The impact is clearly wealth-related, as over one-third of the lower-income population bracket has been affected adversely compared to only about 13 per cent of the higher-income section. Among the age ranges, the crisis has hit the middle-aged group of respondents the hardest.

Life satisfaction

Poles are among the most satisfied people in the transition region. Well over one-half are happy with their lives. This percentage has risen by over five points since 2006. The level of satisfaction nevertheless varies considerably according to income. Only one-third of the poorest people are happy, compared to three-quarters of the wealthiest.

Over one-half of respondents believe that their children will fare better in their lives than themselves, which is a five per cent increase since 2006. Whereas the richest third of the population has the same outlook about the future as before, 8 percentage points more people in the lowest income bracket are optimistic now than four years ago.

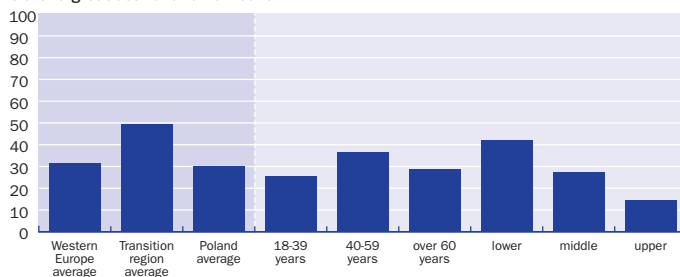
Attitudes towards democracy and market economy

Support for a market economy is rather low compared with the transition region average. Preference for a market economy over any other economic system has fallen from 40 per cent to 30 per cent over the past four years. The proportion of people with a positive attitude towards democracy has also dropped, with fewer than half of respondents claiming that it is their unequivocally favoured political system. Nevertheless, as is the case in the transition region overall, more people choose the combination of a market economy and democracy than any other.

Poles are confident that most of the basic democratic institutions exist in their country. The percentage of the population believing this is within 15 points of the average in the western comparators in most instances. The exception is law and order, which is perceived not to exist by over half of respondents (20 percentage points less than in the western comparators). Also, less than one-half believe in the presence of a strong political opposition, protection of minority rights, or a court system that protects individuals from abuse by the state.

Less than one-third of households have been affected by the crisis

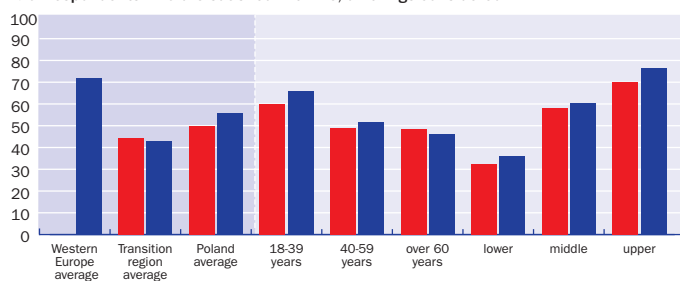
% of respondents whose households have been affected by the crisis, either a great deal or a fair amount



■ 2010

Life satisfaction dependence on income particularly pronounced

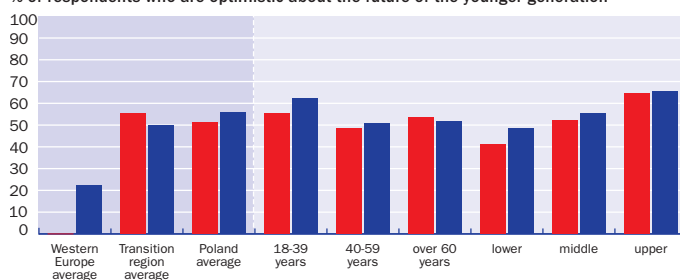
% of respondents who are satisfied with life, all things considered



■ 2006 ■ 2010

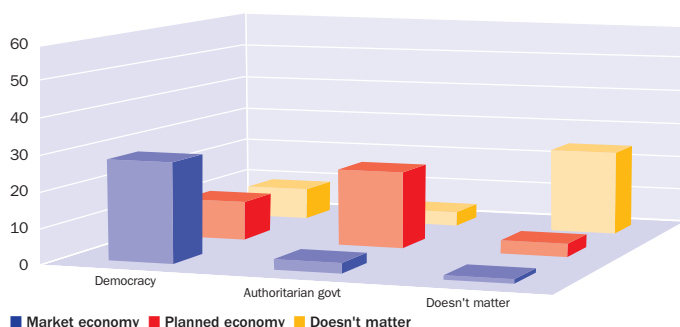
Optimism about the future rising in the lower-income group

% of respondents who are optimistic about the future of the younger generation



■ 2006 ■ 2010

Combination of democracy and market economy preferred to other options



Generalised and institutional trust

The level of generalised trust has significantly increased to almost 40 per cent since 2006, exceeding the transition region average by five percentage points. Trust has risen across all age and income groups within the population and particularly the richest one-third, implying a positive correlation between the level of trust and wealth in the country.

Trust in most public institutions has increased since 2006, and in some cases dramatically so. Politicians especially seem to be earning people's trust more than before. The proportion of respondents who trust the presidency, the government, parliament and political parties have all more than doubled and narrowed the gap with western European comparator levels. The armed forces and the police remain the most trusted institutions for over half of respondents. In addition, banks and foreign investors both merit more confidence than is common in western Europe.

Corruption perception

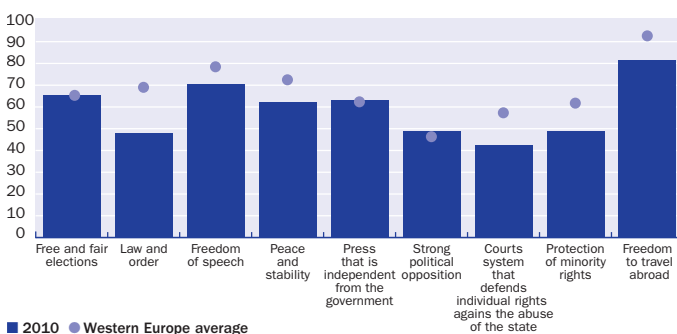
Irregular payments to various institutions are relatively low and there is a decreasing trend. Just over eight per cent of respondents believe that the health care sector most commonly attracts such payments, but this figure has halved since 2006. In the case of the traffic police, 3.5 per cent of respondents believe that irregular payments are an issue, as opposed to the western European comparator average of 0.5 per cent. For all other public services, however, figures for Poland are less than one percentage point higher than in the western countries.

Priorities for government spending

Health care is the primary government spending priority for over 40 per cent of respondents. Almost 18 per cent believe that the government should provide additional finances for pensions, while only 10 per cent think that education deserves priority attention (which is well below the western European comparator average of 25 per cent).

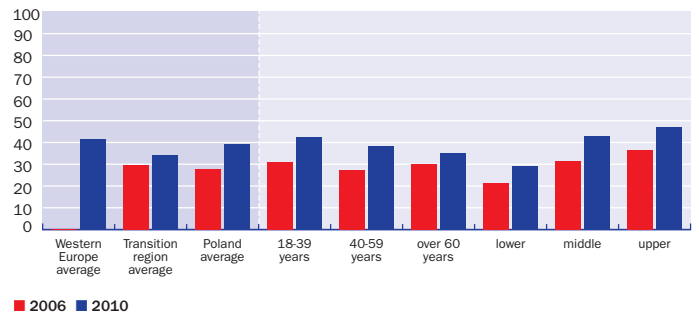
Strong belief in presence of many basic institutions

% of respondents who think the country has the basic democratic institutions



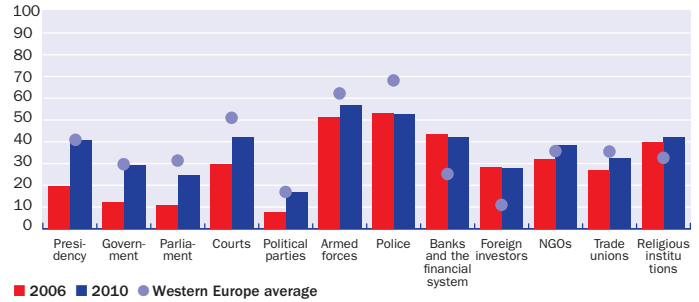
Level of generalised trust has risen across age and income groups

% of people who think that, generally, people can be trusted



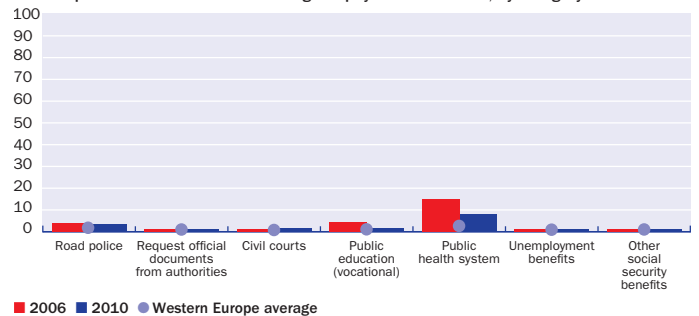
Trust in most public institutions is up since 2006

% of respondents who have trust in institutions, by category



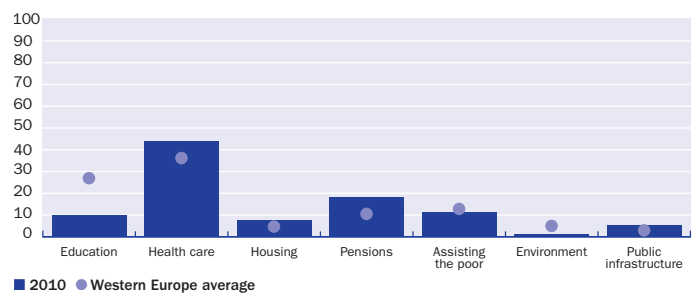
Irregular payments are low and mostly down since 2006

% of respondents who believe that irregular payments are used, by category



Government spending on health care is biggest priority

% of respondents who think what should be the priority of extra government spending



Life in Transition Romania

Key findings (% , weighted)

	Romania	Average Transition region	Average Western Europe
Satisfied with life	18	43	72
Trust in others	27	34	42
Perceive less corruption than four years ago	10	21	9
Concerned about climate change	54	54	54
Support both market economy and democracy	28	34	42
Households affected by the crisis	62	49	31

Impact of the crisis

Almost two-thirds of households have been impacted by the economic crisis, one of the highest proportions among transition countries. The crisis has hurt over 70 per cent of the middle-aged population, and also affected over two-thirds of the lower-income group. On the other hand, the over-60s have felt the impact the least, with less than one-half reporting an effect.

Life satisfaction

Life satisfaction in Romania is the lowest in the entire transition region, according to this survey. Romanians were already unhappy relative to the transition region average in 2006. Since then their life satisfaction has decreased by a further 15 percentage points. The youngest age group used to be about twice as happy as their older countrymen. However, this group's life satisfaction has fallen by 25 percentage points and the population is now roughly equally unhappy across all age ranges. Satisfaction with life in the lower-income group has declined the least.

At the same time, optimism for the future has more than halved since 2006. Only about one-fifth of Romanians believe that their children will do better than their own generation, despite their significant unhappiness with their own lives. This proportion is now comparable to the average proportion of western European comparator countries who think that their children will have better lives than they themselves have had.

Attitudes towards democracy and market economy

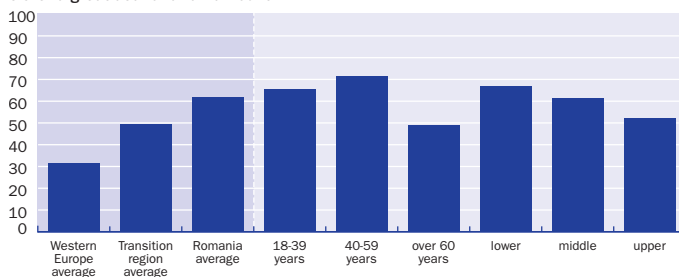
Support for a market economy is at the lower end of the transition region scale. Just over one-third of respondents claim to prefer a market economy to any other economic system. That percentage has fallen by almost 10 points since 2006. Attitudes towards democracy have fared better, as the percentage of people who unequivocally support it has only declined by seven points since 2006 to 43 per cent. The combination of democracy and a market economy is still the most popular economic and political option.

Romanians do not believe that certain basic democratic characteristics exist in their country. Only 27 per cent of respondents think they have free and fair elections and only 23 per cent believe the country has law and order. Less than one-fifth consider that the court system protects individuals against abuse by the state. Collectively these percentages are 40 points or more below western European comparator averages.

Generalised and institutional trust

Almost two-thirds of households have been affected by the crisis

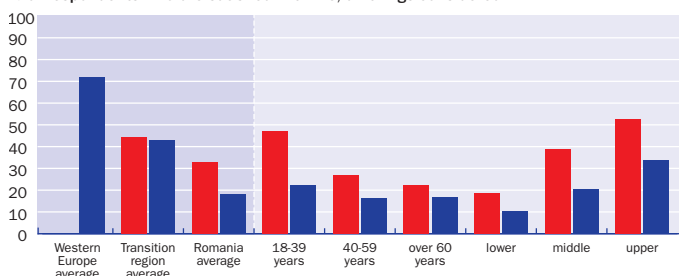
% of respondents whose households have been affected by the crisis, either a great deal or a fair amount



■ 2010

Life satisfaction down by one-half from an already low starting point

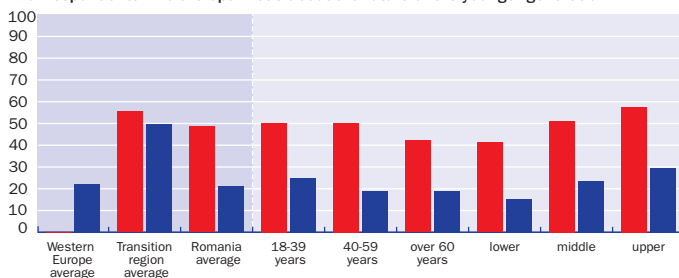
% of respondents who are satisfied with life, all things considered



■ 2006 ■ 2010

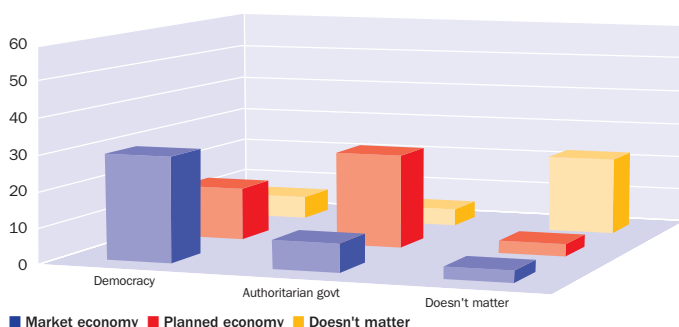
Optimism about the future has more than halved since 2006

% of respondents who are optimistic about the future of the younger generation



■ 2006 ■ 2010

Combination of democracy and market economy preferred to other options



■ Market economy ■ Planned economy ■ Doesn't matter

The level of trust in other people remains well below the transition region average, despite an increase since 2006. Trust fell slightly among the lower- and middle-income groups, but rose among upper-income respondents by 13 percentage points. This implies a much stronger positive correlation between trust and income level than before.

Trust in public institutions has decreased variably across the board. Trust among respondents in the presidency has fallen markedly to only 14 per cent. The proportion of people trusting other political offices also recorded decreases (of around two-thirds) from their already low 2006 levels – only seven per cent have confidence in the government or parliament and less than five per cent trust political parties. Religious institutions have retained the greatest level of trust by a wide margin, despite a 20 percentage point fall since 2006. Trust in foreign investors and non-governmental organisations (NGOs) has been the most stable.

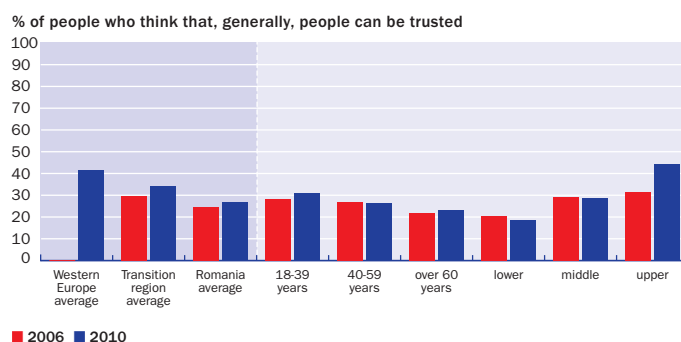
Corruption perception

Irregular payments in the health care sector are particularly high. Over 43 per cent of respondents believe that such payments are common, a rise of 13 percentage points since 2006. The traffic police are the second most problematic sector, with almost 12 per cent of the population believing irregular payments are an issue. Some other public services have seen slight decreases in corruption since 2006, but levels remain well above western European comparator averages.

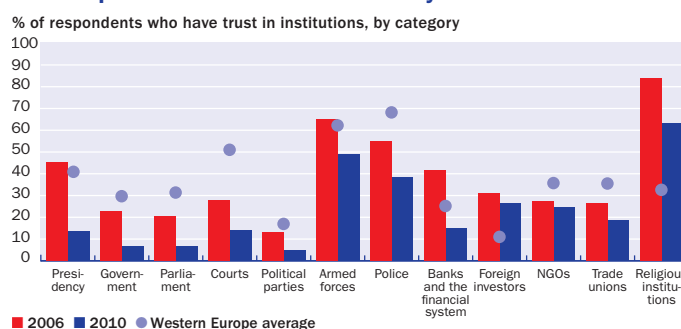
Priorities for government spending

Half of respondents want the government to prioritise additional spending on health care. One-quarter would have their government focus on education and 12 per cent want increased pensions.

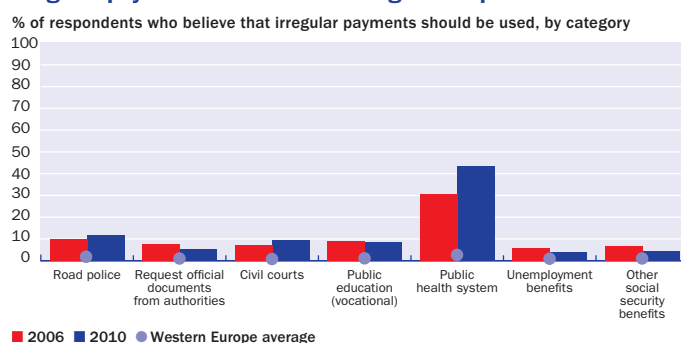
Generalised trust is now more correlated with income



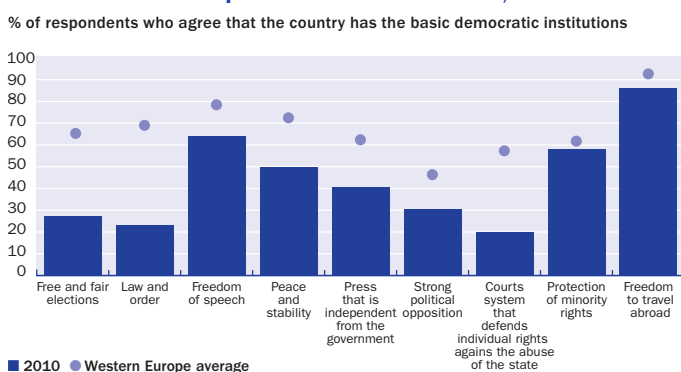
Trust in political institutions is now very low



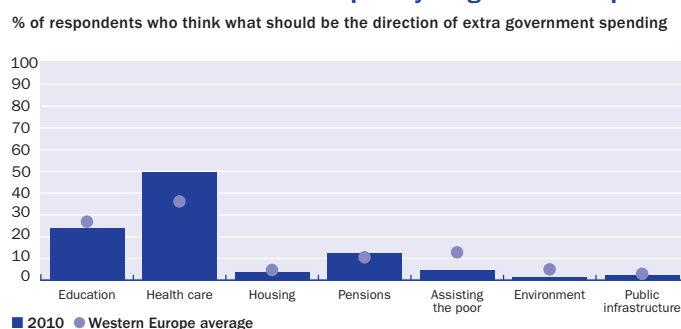
Irregular payments in health care high and up since 2006



Limited belief in the presence of free elections, law and order



One-half consider health care a priority for government spending



Life in Transition Russia

Key findings (% , weighted)

	Russia	Average Transition region	Average Western Europe
Satisfied with life	43	43	72
Trust in others	50	34	42
Perceive less corruption than four years ago	10	21	9
Concerned about climate change	48	54	54
Support both market economy and democracy	21	34	42
Households affected by the crisis	33	49	31

Impact of the crisis

The impact of the global recession on Russian households has been mild. About one-third of respondents report that they have been adversely affected, which is 16 percentage points lower than the transition average. Middle-aged people and lower-income groups have been hit harder compared to other sections of the population.

Life satisfaction

Russian satisfaction with life is virtually unchanged since 2006 and, at 43 per cent of respondents, is comparable to the average for the transition region. The younger generation is less content, but the level of satisfaction has improved significantly among the over-60s age range. All income brackets have registered a slight decrease in life satisfaction.

The belief that future generations will have a better life has also remained almost unchanged at just over 50 per cent, and is similarly comparable to the transition average. The level of optimism has stayed about the same across the different income brackets of the population, but increased among the over-60s age group who have suffered the most during the transition period.

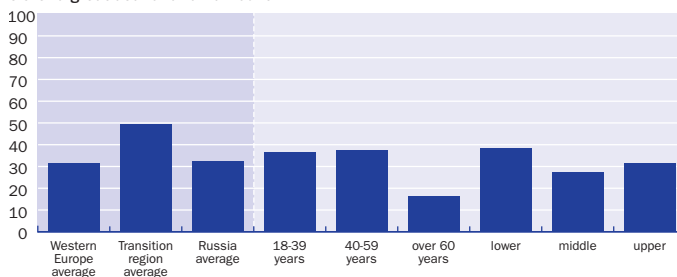
Attitudes towards democracy and market economy

Only 21 per cent of respondents prefer a combination of market economy and democracy, which is considerably lower than the transition average. This is a comparable percentage to those who favour the combination of a planned economy and authoritarianism under some circumstances. As in the rest of the transition region, the majority of respondents would trade strong economic growth for fewer political liberties. More than one-half of respondents believe that they live in a country with few political liberties and weak economic growth.

Only about one-third of respondents think that Russia has some of the basic institutions of democracy, such as free and fair elections or peace and stability. Fewer than one-quarter of Russian respondents believe that their country has law and order, a strong political opposition, a courts system that defends individual rights against abuse by the state, or protection of minority rights. However, 85 per cent think that there is full freedom to travel abroad.

One-third of households have been affected by the crisis

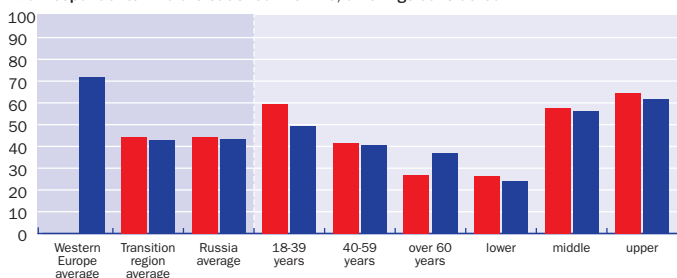
% of respondents whose households have been affected by the crisis, either a great deal or a fair amount



■ 2010

Life satisfaction is very low in the lower-income group

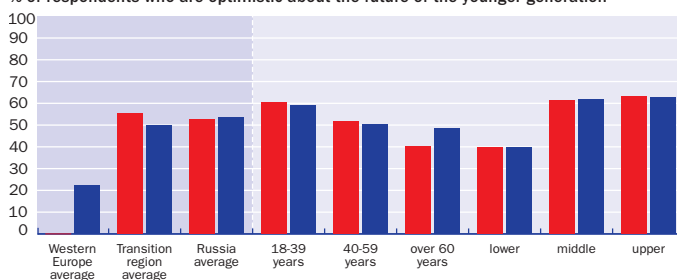
% of respondents who are satisfied with life, all things considered



■ 2006 ■ 2010

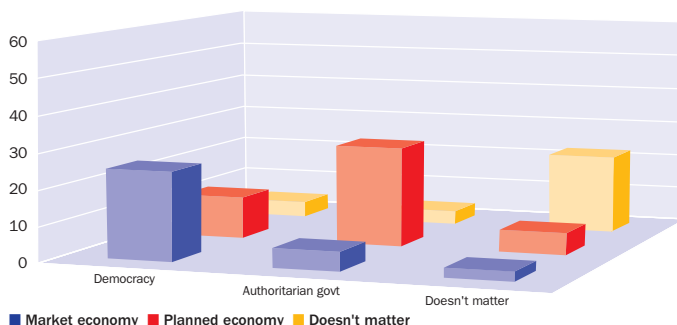
Optimism remains slightly above transition region average

% of respondents who are optimistic about the future of the younger generation



■ 2006 ■ 2010

About one-fifth of respondents prefer democracy and market economy



■ Market economy ■ Planned economy ■ Doesn't matter

Generalised and institutional trust

The level of generalised trust has increased since 2006. One-half of respondents think that people can be trusted, a rise of 16 percentage points since 2006. While the level of trust has risen across different age and income brackets, it has most noticeably increased among the middle-aged, older and upper-income groups.

Confidence in public institutions is relatively low, although it has increased since 2006. The presidency, the government and the armed forces enjoy the greatest trust among respondents. While relatively low, trust in banks and financial institutions has increased since 2006.

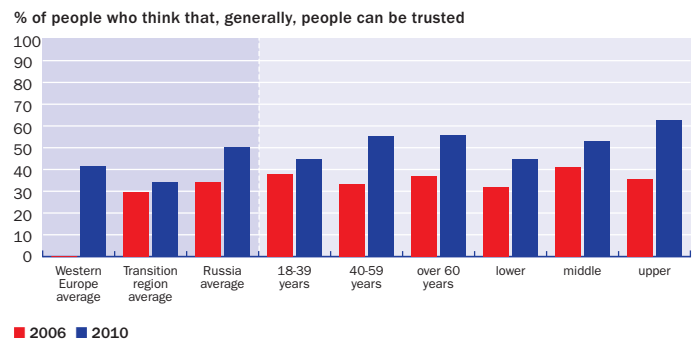
Corruption perception

The level of perceived corruption has been falling since 2006. However, it is still higher than the average for the western European comparator countries. In certain areas of the public sector, corruption is still considered a problem – more than 10 per cent of respondents believe that the use of irregular payments is the norm when dealing with the traffic police, civil courts, public education authorities or public health system. Nevertheless, the majority of Russians disapprove of corruption, as only 15 per cent think that there is nothing seriously wrong with public officials asking for payment in return for services.

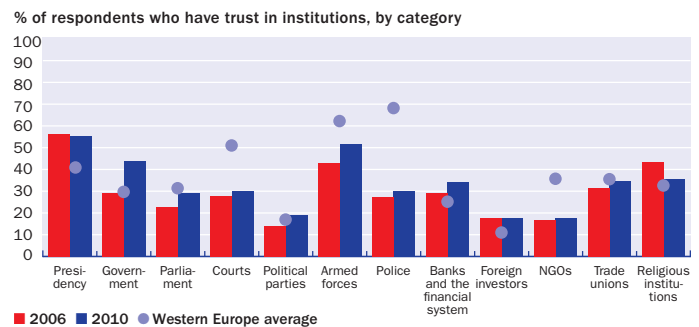
Priorities for government spending

Health care is perceived as the biggest priority for extra expenditure. Almost one-third of respondents think that there should be additional investment in the public health system. Education – and, to a lesser extent, housing, pensions and helping the poor – are also seen as important spending target areas. The sympathetic attitude towards the poor could reflect generally egalitarian values in Russia – almost 50 per cent of respondents think that incomes should be more equitable.

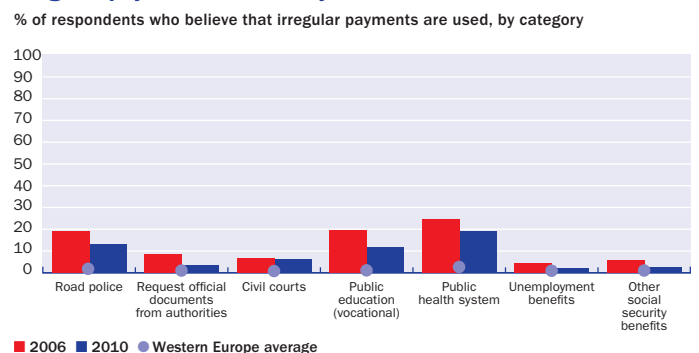
Trust level up by one-half since 2006



Trust in the presidency and armed forces remains the highest

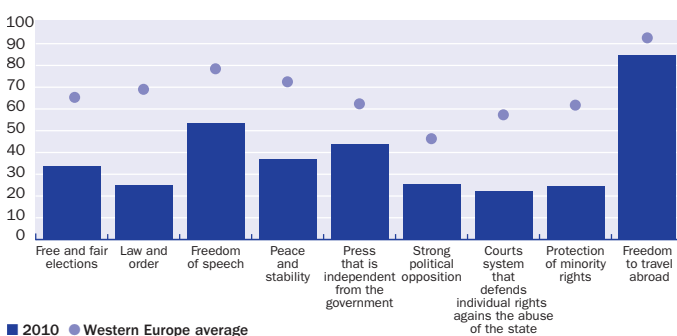


Irregular payments are mostly down since 2006



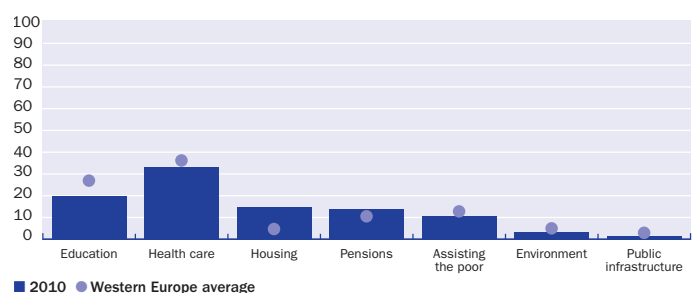
Limited belief in presence of various basic institutions

% of respondents who agree that the country has the basic democratic institutions



Government spending on health care is biggest priority

% of respondents who think what should be the direction of extra government spending



Key findings (% , weighted)

	Serbia	Average Transition region	Average Western Europe
Satisfied with life	30	43	72
Trust in others	37	34	42
Perceive less corruption than four years ago	10	21	9
Concerned about climate change	57	54	54
Support both market economy and democracy	20	34	42
Households affected by the crisis	72	49	31

Impact of the crisis

The economic crisis has had a strong impact on Serbian households. More than 70 per cent of respondents say that they have been affected adversely, despite the fact that the crisis was more moderate than in most transition countries. There is little variation in its effects on age or income levels, although older people and upper-income groups appear to have been slightly more insulated.

Life satisfaction

Around 30 per cent of Serbian respondents are satisfied with life, up from 27 per cent in 2006. However, the overall degree of satisfaction is still well below the transition region average, ranking Serbia among the least satisfied countries. Life satisfaction is lowest among middle-aged people (40-59) and those on lower incomes.

Optimism for future generations is limited. Only 30 per cent of respondents think that the next generation will have a better life, which is well below the transition region average of 50 per cent. Middle-aged people are generally the least optimistic, as are the lower-income group.

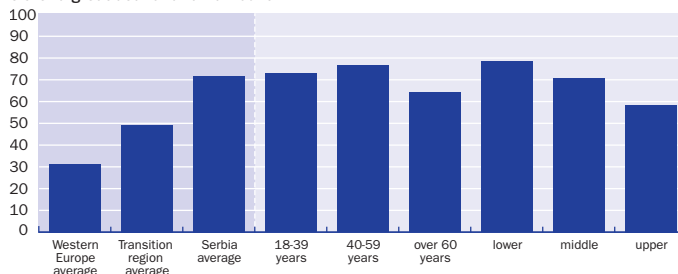
Attitudes towards democracy and market economy

Support for democracy and a market economy has weakened significantly. Less than 20 per cent of respondents favour a combination of the two over other alternatives. In contrast, close to 30 per cent of respondents express indifference to what type of socio-economic system exists. However, less than 10 per cent would, under some circumstances, favour a return to authoritarianism and a planned economy.

Belief in the presence of some basic democratic institutions is lacking. Around 80 per cent of respondents believe that there is freedom to travel abroad (the high figure reflecting the recent granting of visa-free access to the EU's Schengen zone). More than one-half also believe there is freedom of speech and protection of minority rights. However, belief in law and order and a court system that defends individual rights is low.

Almost three-quarters of households have been affected by the crisis

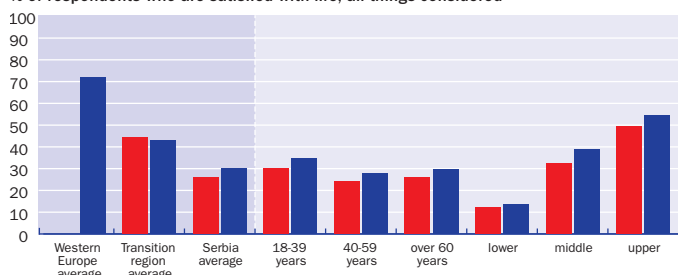
% of respondents whose households have been affected by the crisis, either a great deal or a fair amount



■ 2010

Life satisfaction remains well below transition region average

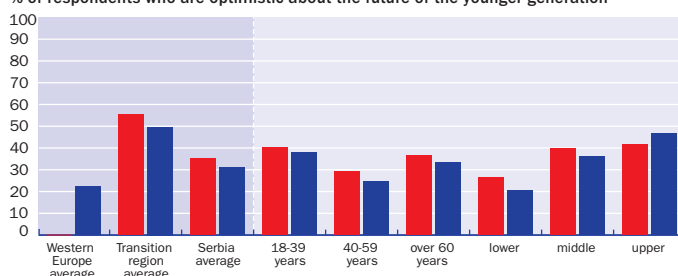
% of respondents who are satisfied with life, all things considered



■ 2006 ■ 2010

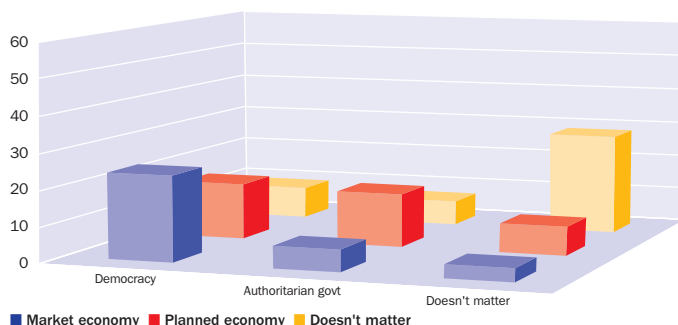
Low optimism has decreased further since 2006

% of respondents who are optimistic about the future of the younger generation



■ 2006 ■ 2010

About one-fifth of respondents prefer democracy and market economy



■ Market economy ■ Planned economy ■ Doesn't matter

Generalised and institutional trust

The overall level of trust has risen since 2006. About 37 per cent of respondents think that people in general can be trusted, which is slightly higher than the transition region average of 34 per cent but lower than the western European comparator average of 42 per cent. The level of trust is fairly constant across age groups and highest among those on higher incomes.

Trust in institutions has dropped since 2006. The highest level of trust is in religious institutions, followed by the armed forces and the police. Trust in banks and the financial system has gone down but is comparable to western European levels, which may reflect Serbia's strong supervisory regime and good management by local banks, many of which have received assistance from parent banks abroad and international financial institutions. Political parties, parliament and the courts generally attract low levels of trust.

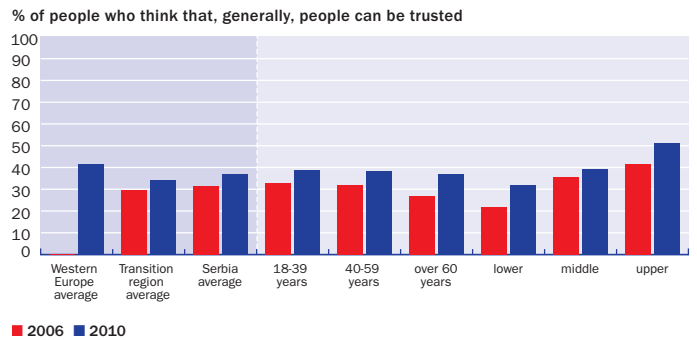
Corruption perception

Perceived levels of corruption are relatively low and stable. In most instances, few respondents report having made irregular payments to public officials in return for services. As in most other transition countries, the exception is the health care sector where about 25 per cent of respondents say that they had to make such payments (compared with 20 per cent in 2006). Overall, less than 10 per cent of respondents believe that corruption has fallen since 2006.

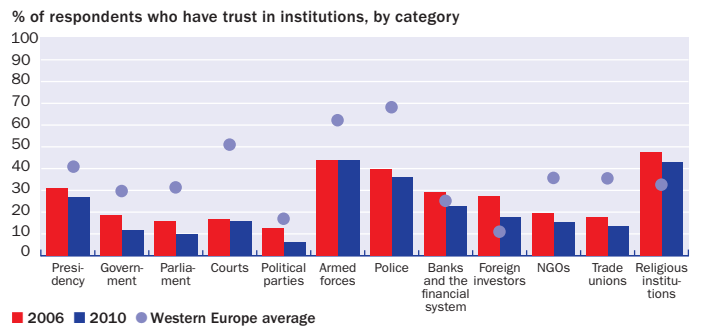
Priorities for government spending

Helping the poor is considered the main priority for extra government spending. Serbia stands out in this respect as only one of two countries (along with Azerbaijan) where more people favour directing additional focus on the poor rather than health care or education. More than 10 per cent of respondents would also like to see extra expenditure on pensions as the top priority.

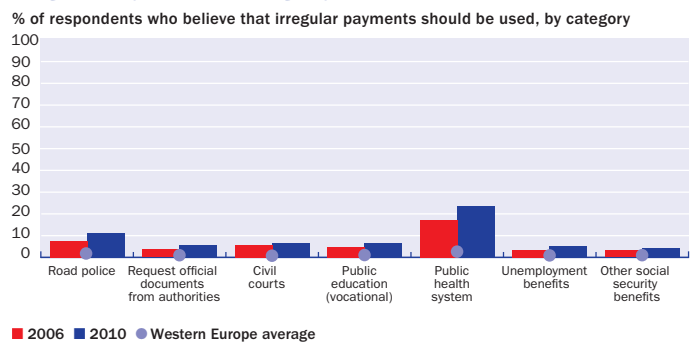
Trust level is up across age and income groups



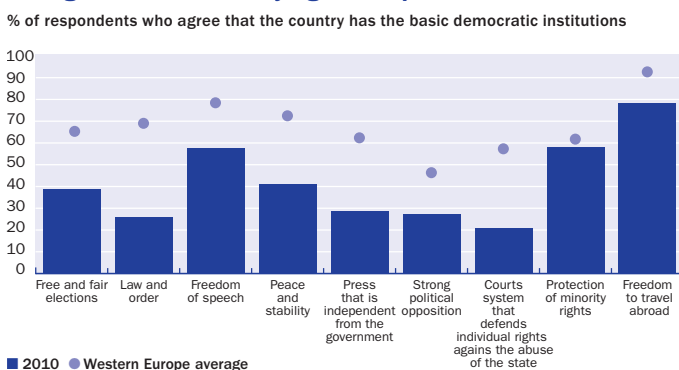
Trust in armed forces and religious institutions remains highest



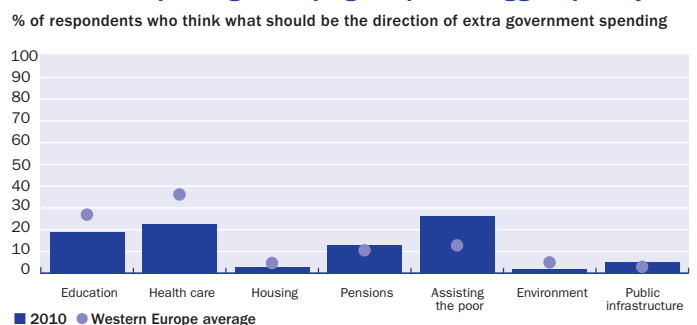
Irregular payments are slightly up since 2006



Strong belief that minority rights are protected



Government spending on helping the poor is biggest priority



Life in Transition Slovak Republic

Key findings (% , weighted)

	Slovak Republic	Average Transition region	Average Western Europe
Satisfied with life	52	43	72
Trust in others	23	34	42
Perceive less corruption than four years ago	15	21	9
Concerned about climate change	61	54	54
Support both market economy and democracy	29	34	42
Households affected by the crisis	24	49	31

Impact of the crisis

One-half as many people in the Slovak Republic have been affected by the economic crisis as in transition countries on average. In fact, a smaller proportion of the population have been impacted than in the western European comparator countries, although the Slovak Republic did experience a significant economic contraction in 2009. The crisis was felt least by the richer section of the population and the older age range.

Life satisfaction

Satisfaction with life remains well above the transition region average. The percentage of satisfied people has dropped by about seven percentage points since 2006, yet remains among the highest in the transition region. Happiness has decreased most among the 18-39 age group. On the other hand, the older generation has become more content.

There has been a large fall in optimism for the future.

The proportion of people who feel that their children will fare better than themselves has dropped by 18 per cent. The decrease is more than twice that seen in the transition region as a whole. As a result, the level of pessimism about prospects for future generations is now higher than the transition region average. Unlike in 2006, optimism for the future is now correlated with wealth, with the richest one-third of the population being the most optimistic.

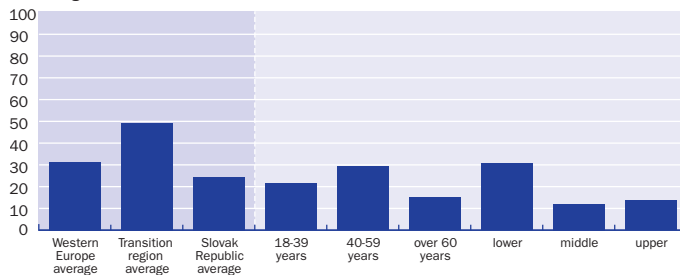
Attitudes towards democracy and market economy

Support for a market economy and democracy has declined dramatically since 2006. The market economy and democracy combination still attracts the highest percentage of support among Slovak respondents. However, the proportion of people who unequivocally choose a market economy over any other economic system has dropped by 13 percentage points since 2006 (from almost half to only slightly over one-third). In addition, the proportion of unequivocal supporters of democracy has fallen from over two-thirds in 2006 to below one-half by 2010, representing a decline of 20 percentage points.

Respondents believe that the elements of a well-functioning democracy are weaker across the board than in western Europe. They are particularly concerned about law and order and the ability of the court system to defend individual rights against abuse by the state.

Less than one-quarter of households has been affected by the crisis

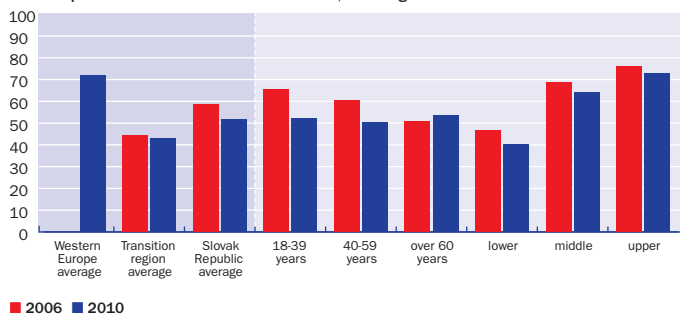
% of respondents whose households have been affected by the crisis, either a great deal or a fair amount



■ 2010

Older people are the only ones happier since 2006

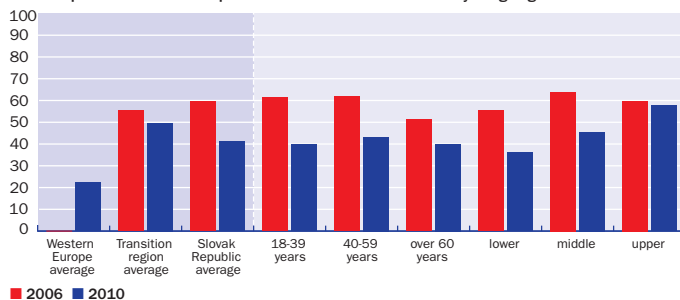
% of respondents who are satisfied with life, all things considered



■ 2006 ■ 2010

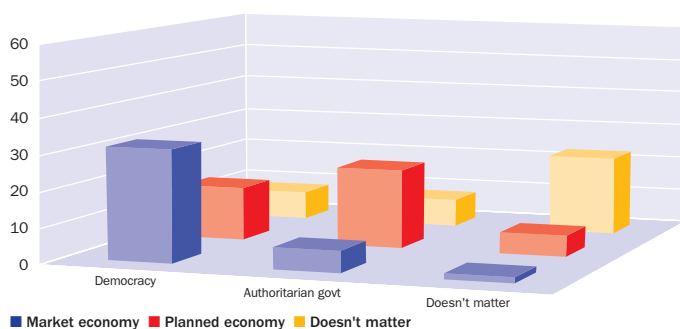
Significant drop in optimism about the future

% of respondents who are optimistic about the future of the younger generation



■ 2006 ■ 2010

Combination of democracy and market economy preferred to other options



■ Market economy ■ Planned economy ■ Authoritarian gov ■ Doesn't matter

Generalised and institutional trust

Trust in people has decreased by over one-third to below the transition region average (which has actually risen since 2006). The fall has been greatest, by about one-half, among the youngest age group and least among the over-60s. Whereas in 2006 people below the age of 40 were the most trusting, their trust level is now over one-third lower than that of the oldest age group. In addition, a significant decrease in trust among the richer section of the population indicates that trust is almost equal across wealth levels.

Trust in institutions has dropped across the board, particularly in the police force. Trust in the police is down to about one-half the level in the western European comparator countries. On the other hand, trust in banks and foreign investors has declined only slightly and remains at about twice the level reported in the western countries.

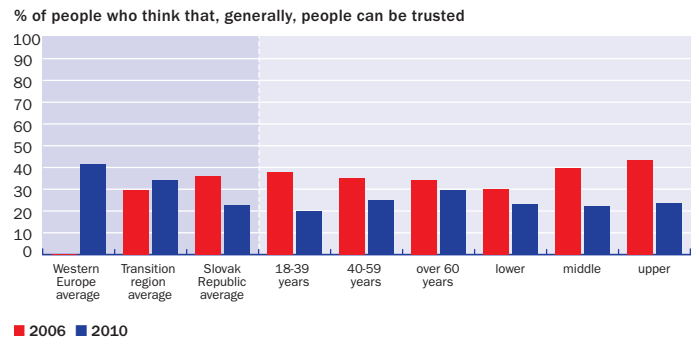
Corruption perception

More respondents than in 2006 believe that irregular payments are made. Perceived levels of bribery have worsened in relation to public education and applying for social security benefits. On the other hand, marginally fewer people think that irregular payments are common when interacting with the traffic police. Only 15 per cent of respondents believe that there is less corruption in the Slovak Republic than in 2006.

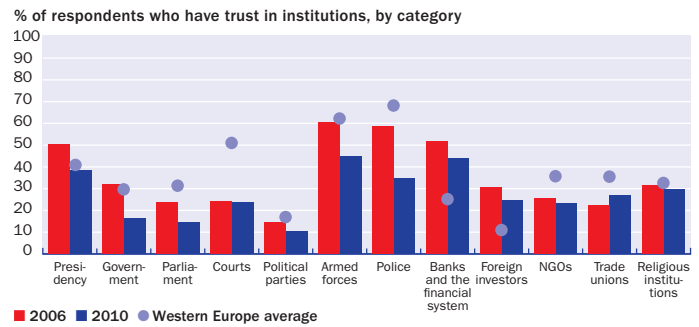
Priorities for government spending

Nearly one-half of respondents believe that health care should be the priority area for additional government spending. This is a far greater proportion than in the western comparators. A further 25 per cent would have their government provide extra funding for education. Only five per cent of people, or less, think that support for the poor or raising pensions warrant priority attention.

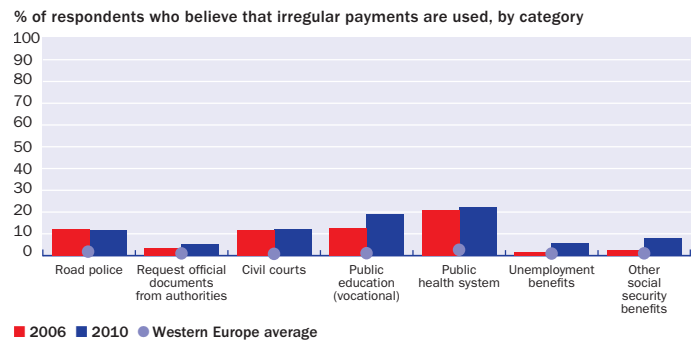
Young people's overall trust level is lower by one-half since 2006



Trust in the police has suffered in the past four years

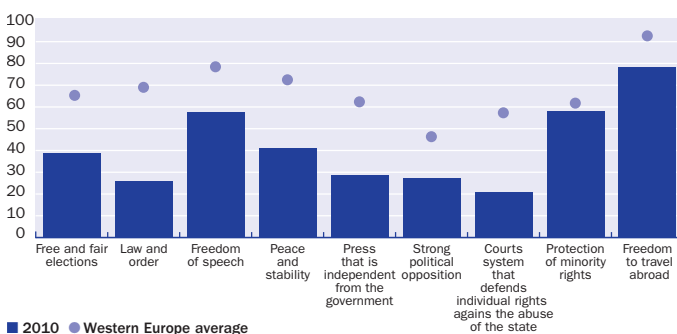


Irregular payment have slightly increased since 2006



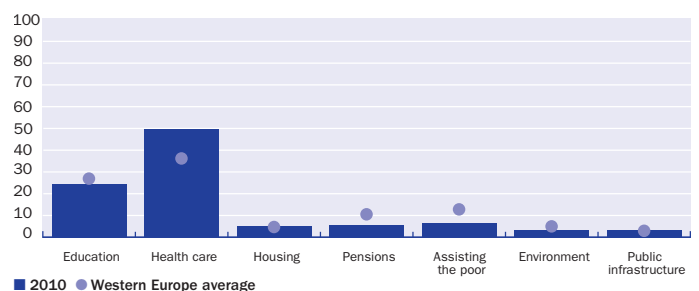
People believe law and order, and court system lacking

% of respondents who agree that the country has the basic democratic institutions



Government spending on health care is biggest priority

% of respondents who think what should be the direction of extra government spending



Key findings (% , weighted)

	Slovenia	Average Transition region	Average Western Europe
Satisfied with life	60	43	72
Trust in others	30	34	42
Perceive less corruption than four years ago	11	21	9
Concerned about climate change	69	54	54
Support both market economy and democracy	32	34	42
Households affected by the crisis	44	49	31

Impact of the crisis

Over two-fifths of surveyed Slovenian households have been impacted by the economic crisis. Lower-income households have been hit the hardest, while only about 30 per cent of the richest one-third of the population and one-third of the oldest age range claim to have been affected.

Life satisfaction

Life satisfaction has decreased by over 10 percentage points since 2006, but remains well above the transition average and one of the highest levels in the region. The lowest-income bracket of the population saw the largest drop in satisfaction at almost 20 percentage points while the middle-income group saw only a five per cent decline, reinforcing the perceived dependence of satisfaction on income level.

Optimism about the future has dropped significantly since 2006. Despite their overall satisfaction with life, Slovenians' optimism about the prospects for future generations is not only well below one-half that of the transition region average and decreasing, but also lower than the western comparator country average.

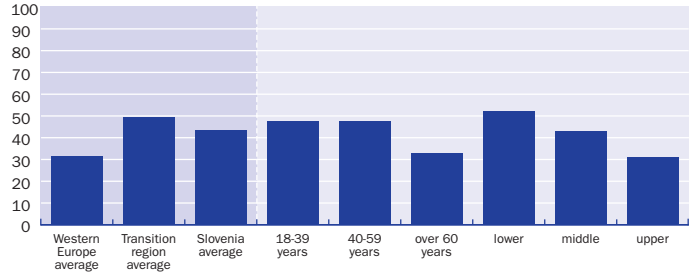
Attitudes towards democracy and market economy

Support for a market economy and democracy has seen a significant decline since 2006. A combination of the two still attracts most support as the preferred socio-economic system, as in the transition region as a whole. Nevertheless, the percentage of respondents who unequivocally prefer a market economy has fallen by nine points, while the percentage who choose democracy over all other political systems has dropped by 12 points.

Slovenians believe that their country has many basic democratic attributes, ranging from free and fair elections to freedom of travel. However, fewer than 50 per cent of respondents think that there is law and order, an independent press or a strong political opposition. In addition, only one-quarter consider that the court system defends individual rights against abuse by the state, which is well below the 57 per cent average in western European comparator countries.

Over two-fifths of households have been affected by the crisis

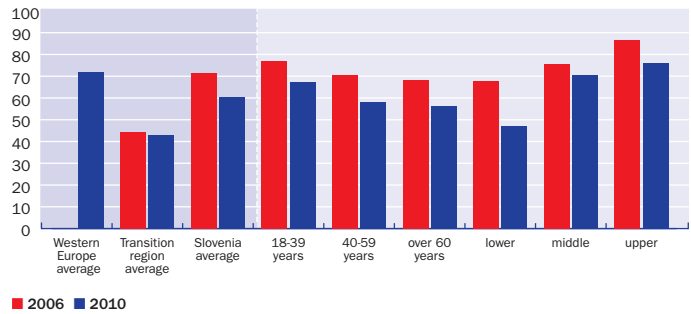
% of respondents whose households have been affected by the crisis, either a great deal or a fair amount



■ 2010

Life satisfaction has fallen the most since 2006 for the poor

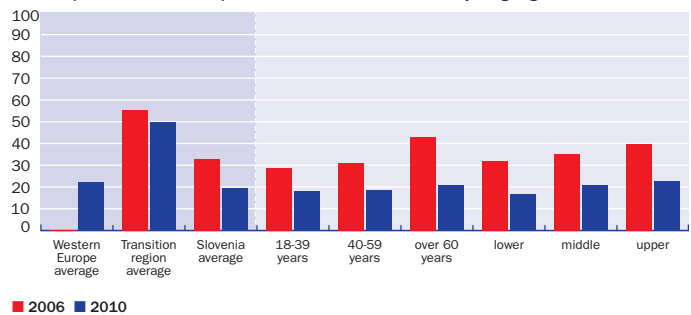
% of respondents who are satisfied with life, all things considered



■ 2006 ■ 2010

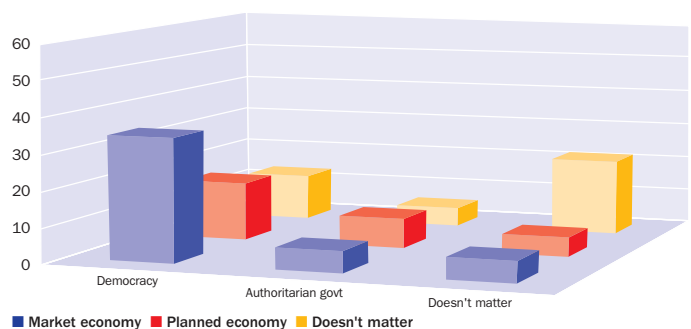
Optimism about future has dropped across age and income groups

% of respondents who are optimistic about the future of the younger generation



■ 2006 ■ 2010

Combination of democracy and market economy preferred to other options



■ Market economy ■ Planned economy ■ Doesn't matter

Generalised and institutional trust

The level of generalised trust remains slightly below the transition region average, despite a small increase since 2006. While the lowest-income group trusts people rather less than in 2006 and while middle-income attitudes remain about the same, the richest one-third of the population has increased its level of trust by 15 percentage points. At the same time, trust among those aged 40-59 has dropped, but increased among people over 60.

Trust in most institutions has fallen since 2006 and, for many of them, remains well below the western European comparator average. The exceptions are banks and foreign investors which, despite experiencing a large fall in the wake of the economic crisis, record trust levels above those experienced by their western European counterparts. The government, the presidency and political parties merit the lowest levels of trust among respondents, at between 10 and 15 per cent.

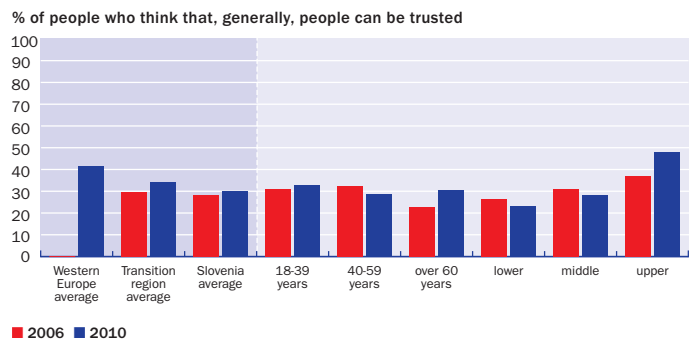
Corruption perception

Relatively few people think irregular payments are made to public institutions. Perceived corruption rates for most types of institution are above the western European comparator averages by a few percentage points and of the same order of magnitude. The exceptions are the public health system and the courts, which stand out with rates of about four-five percentage points higher than the western comparators.

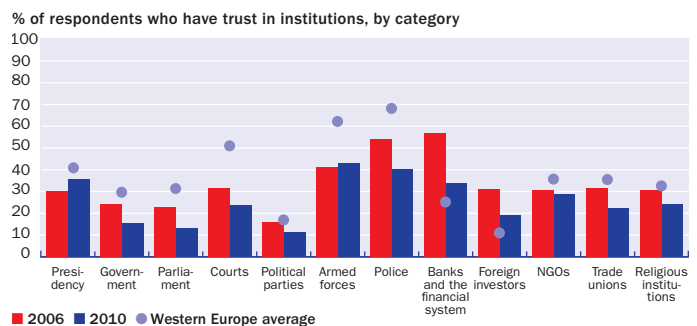
Priorities for government spending

Health care should be a government spending priority according to almost one-third of Slovenians. According to one-fifth of respondents, education also deserves additional government attention. Raising pensions and helping the poor are each championed by around 15 per cent of the population. Only a small proportion of respondents would have the government prioritise spending on housing, public infrastructure or the environment.

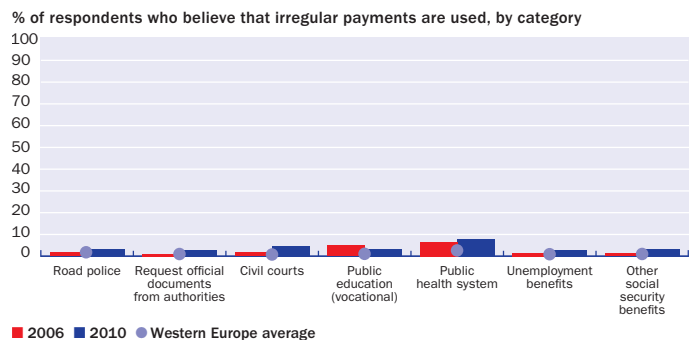
Trust by the richer and the older has risen significantly



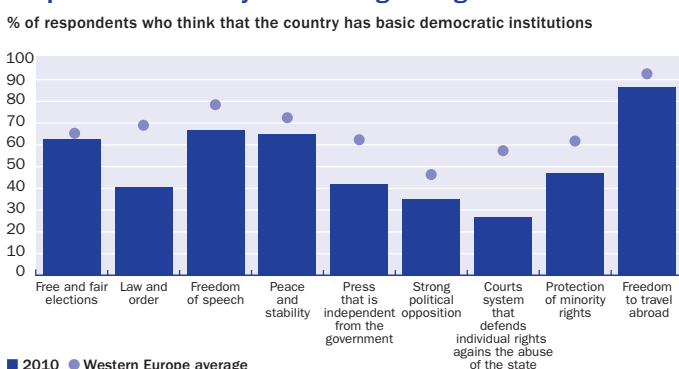
The Presidency and the army are the only institutions with increased trust



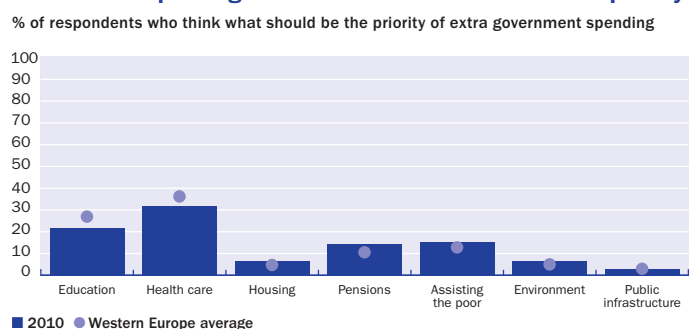
Frequency of irregular payments is almost as low as in the west



People believe court system lacking among basic institutions



Government spending on education and health care is a priority



Life in Transition Tajikistan

Key findings (% , weighted)

	Tajikistan	Average Transition region	Average Western Europe
Satisfied with life	73	43	72
Trust in others	49	34	42
Perceive less corruption than four years ago	36	21	9
Concerned about climate change	45	54	54
Support both market economy and democracy	51	34	42
Households affected by the crisis	58	49	31

Impact of the crisis

About 58 per cent of households say that they have been affected adversely. One-third say that the crisis has resulted in a reduced flow of remittances and in household members having to return home from work abroad. This reflects a slump in demand for migrant labour in Russia during the downturn. One-quarter report that a household member has lost a job.

Life satisfaction

Tajikistan leads the transition region in life satisfaction. Over 75 per cent of respondents say that the economic situation has improved since 2006 and 64 per cent say that the political climate has also become better. Tajikistan also leads the transition region in two other respects: almost 70 per cent of households say they live better today than in 2006 and almost 60 per cent are satisfied with their financial situation. There is widespread optimism for future generations across all age and income groups, despite the fact that Tajikistan remains among the poorest countries in the region with high levels of poverty and relatively low levels of growth.

Belief in a better future for the younger generation is high and has risen since 2006. This belief is much higher among the older age groups and among middle- and upper-income classes – even though for the latter two it has dropped slightly since 2006.

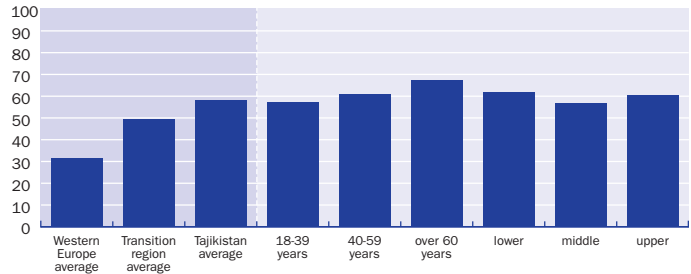
Attitudes towards democracy and market economy

Over one-half of respondents unequivocally prefer democracy and a free market over authoritarianism and a planned economy. However, two-thirds would prefer to live in a country with fewer political liberties and higher economic growth to one with full liberties and lower growth – the third lowest ranking in the transition region.

There is a strong belief in the existence of basic democratic institutions in Tajikistan, on a par with the western European comparators in many important dimensions. Only one-sixth of respondents say that leaders of local and regional administrations should be appointed. However, less than one-third of respondents believe that Tajikistan has a strong political opposition. Almost 41 per cent consider that the country has both limited political liberties and low economic growth.

Almost three-fifths of households have been affected by the crisis

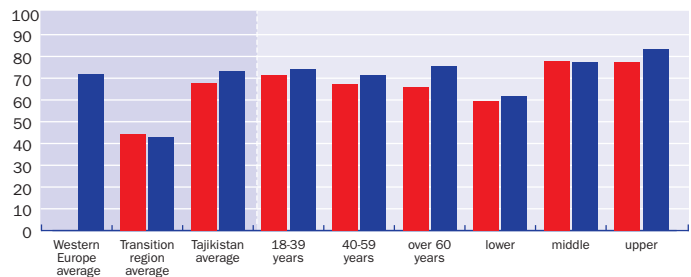
% of respondents whose households have been affected by the crisis, either a great deal or a fair amount



■ 2010

Life satisfaction remains far above transition region average

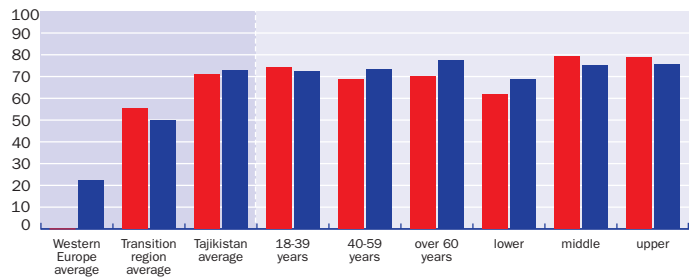
% of respondents who are satisfied with life, all things considered



■ 2006 ■ 2010

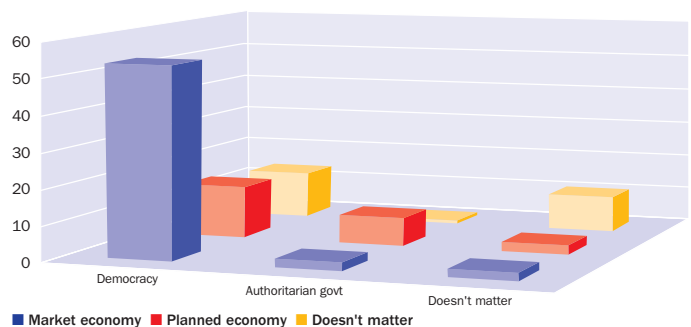
Optimism is more than one-third above transition region average

% of respondents who are optimistic about the future of the younger generation



■ 2006 ■ 2010

Over one-half of respondents prefer democracy and market economy



■ Market economy ■ Planned economy ■ Doesn't matter

Generalised and institutional trust

Trust has increased significantly since 2006 and it is currently higher than the average for the transition region. Levels of generalised trust have particularly risen among the middle-aged groups as well as among middle- and upper-income segments of the population.

Unlike generalised trust, trust in institutions is high in Tajikistan. Over 90 per cent of respondents have either some or complete trust in the presidency – the highest level in the countries included in the survey. This level of confidence in the presidency is in line with the finding that over 50 per cent say that there is no strong political opposition in the country (although almost 70 per cent believe that there are free and fair elections). Tajik respondents also have the highest levels of trust in the transition region in their central, regional and local government, parliament, courts, political parties, armed forces, banks, foreign investors, non-governmental organisations (NGOs) and family.

Corruption perception

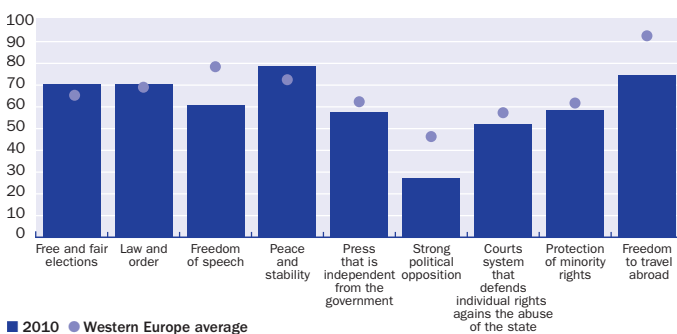
Corruption has increased since 2006. There has been a doubling in reported bribery of traffic police. Only 36 per cent of Tajik respondents say that they never have to bribe the police and 57 per cent say that either they, or another household member, have done so in the past year. Over 70 per cent say that they have been asked to, or expected to, bribe traffic police, bureaucrats and administrators in public education and health care, and there is deep dissatisfaction with the quality and efficiency of these services.

Priorities for government spending

Almost one-half of respondents say that education is the top spending priority. Three-quarters would be willing to pay more taxes if the extra money was used to improve education. Compared with other Central Asian countries, more respondents in Tajikistan believe that government support should be given to the working poor (13 per cent) rather than to families with children (nine per cent).

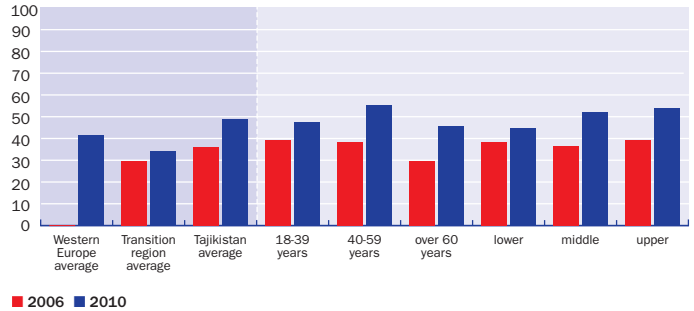
Strong belief in presence of most basic institutions

% of respondents who think the country has the basic democratic institutions



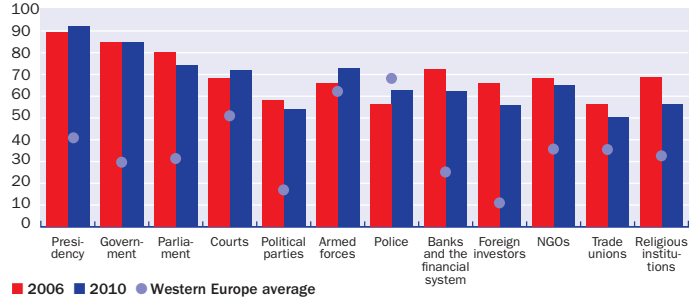
Trust level has increased significantly since 2006

% of people who think that, generally, people can be trusted



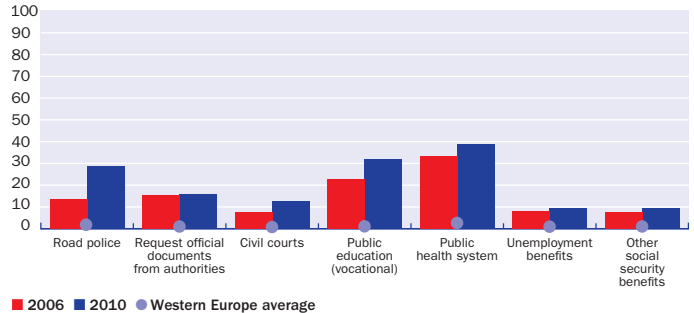
Trust in institutions remains very high

% of respondents who have trust in institutions, by category



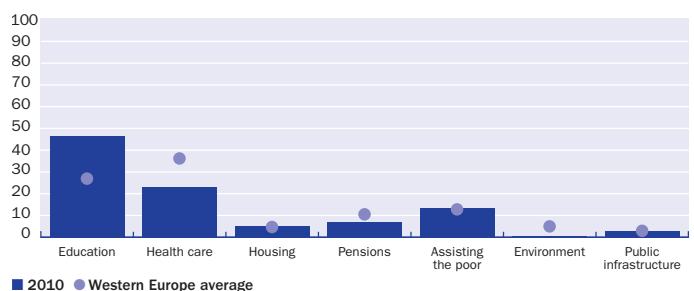
Relatively frequent irregular payments further up since 2006

% of respondents who believe that irregular payments are used, by category



Government spending on education is biggest priority

% of respondents who think what should be the priority of extra government spending



Key findings (% , weighted)

	Turkey	Average Transition region	Average Western Europe
Satisfied with life	50	43	72
Trust in others	17	34	42
Perceive less corruption than four years ago	41	21	9
Concerned about climate change	60	54	54
Support both market economy and democracy	35	34	42
Households affected by the crisis	47	49	31

Impact of the crisis

Nearly one-half of households in Turkey have been hurt by the economic crisis. This is comparable to the transition region average and slightly higher than the average for the western European comparators. The crisis has had a much bigger impact on people in the lower socio-economic categories.

Life satisfaction

Life satisfaction has increased in Turkey and is slightly higher than the average for the transition region. While satisfaction has almost uniformly increased among most age and income brackets, it has fallen by a few percentage points among people in the upper-income range. It has increased most among the over-60s and those in the lower-income bracket. There seems to be a strong correlation between life satisfaction and the reported improvement by more than one-half of respondents in the socio-economic situation in the country since 2006.

The percentage of respondents who think that children born today will have a better life is slightly lower than the transition region average and is falling. Levels of reported optimism have decreased almost uniformly across different age and income categories. However, it appears that they have fallen most among the younger generation and people in the upper-income bracket.

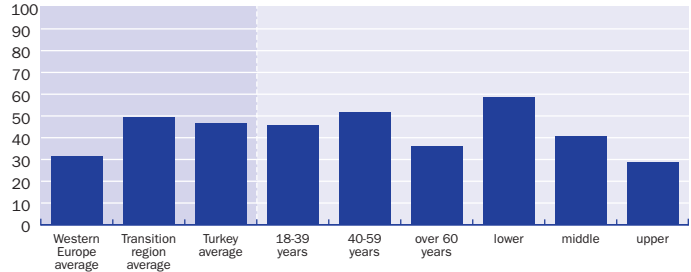
Attitudes towards democracy and market economy

Almost 35 per cent of respondents prefer a combination of democracy and a market economy over other socio-economic systems. However, proportion of respondents who favour a combination of democracy and a planned economy (under some circumstances) is also relatively high, at 20 per cent. As in the rest of the transition region, most people would be willing to forego some political liberties to live in a country with robust growth.

Turks have a strong belief in the democratic nature of their basic institutions. Almost two-thirds of respondents think that the country has freedom of speech, free and fair elections, law and order and a strong political opposition. This confidence in Turkey's democratic institutions compares well with western European comparator countries.

Less than one-half of households has been affected by the crisis

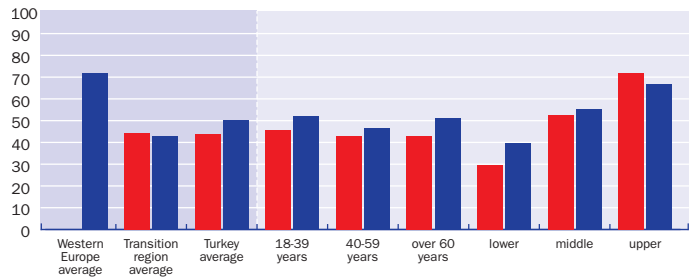
% of respondents whose households have been affected by the crisis, either a great deal or a fair amount



■ 2010

Life satisfaction has risen since 2006

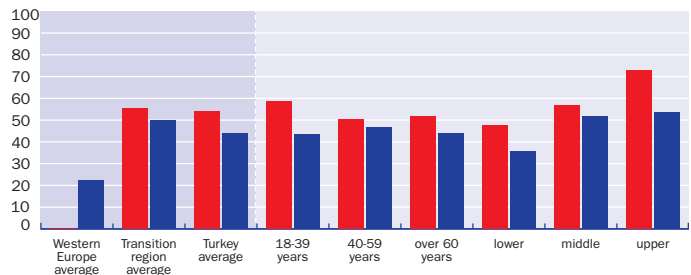
% of respondents who are satisfied with life, all things considered



■ 2006 ■ 2010

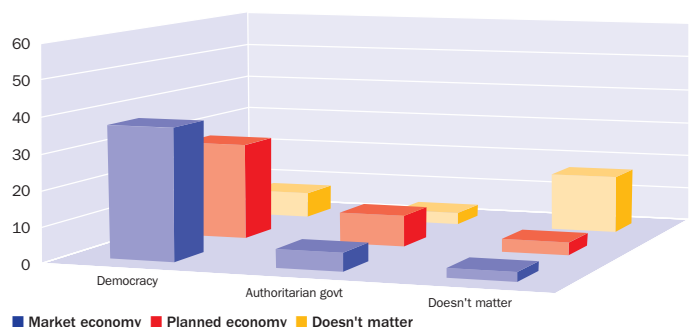
Optimism for the future has dropped since 2006

% of respondents who are optimistic about the future of the younger generation



■ 2006 ■ 2010

Combination of democracy and market economy preferred to other options



■ Market economy ■ Planned economy ■ Doesn't matter

Generalised and institutional trust

Turkish respondents have very low levels of trust in others. Generalised trust has fallen since 2006, remaining very low and well below the average for the transition region. It has fallen among all age and income categories, but more markedly among lower- and middle-income groups.

Although the level of generalised trust is low, more than one-half of respondents have strong confidence in most of their public institutions. This level of trust has remained high, especially for the armed forces, the police and the religious institutions, and is well above the western European comparator average.

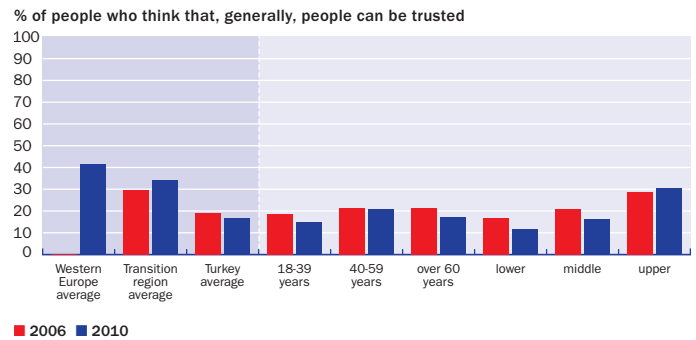
Corruption perception

The level of perceived corruption in Turkey is significant and higher than levels in many of the other transition countries. Perceived corruption has uniformly increased among most of the public sector. Almost 15 per cent of respondents report making irregular and unofficial payments when dealing with traffic police, civil courts, public health facilities or when applying for unemployment benefits. Despite these findings, about 41 per cent of respondents believe that levels of corruption have decreased since 2006.

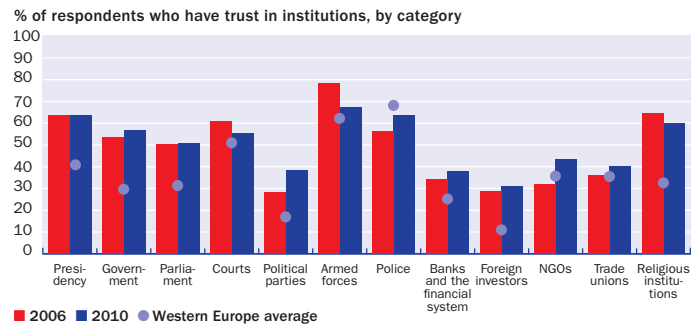
Priorities for government spending

More than 40 per cent of respondents would prefer extra government expenditure on education. Further spending on health care, pensions and helping the poor are also high priorities.

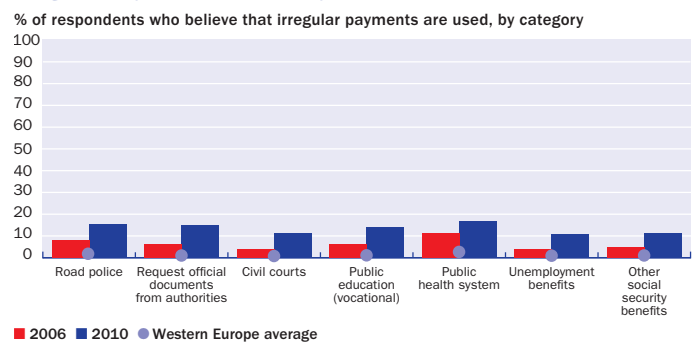
Trust is down to a mere one-half of transition region average



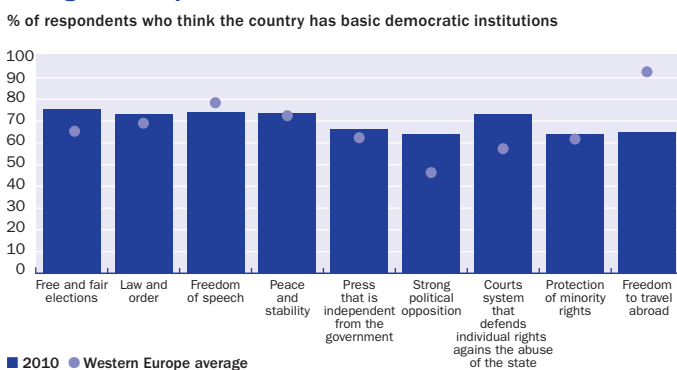
Trust in institutions has remained fairly high



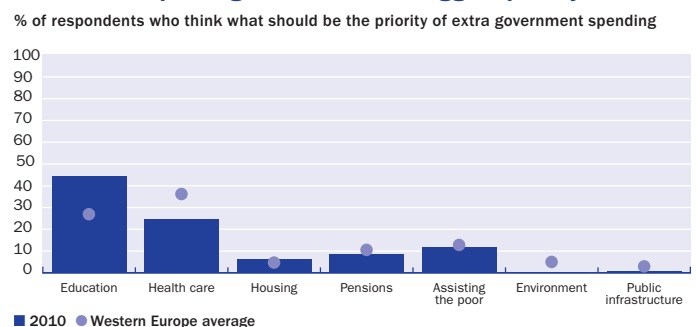
Irregular payments are mostly up since 2006



Strong belief in presence of most basic institutions



Government spending on education is biggest priority



Key findings (% , weighted)

	Ukraine	Average Transition region	Average Western Europe
Satisfied with life	30	43	72
Trust in others	49	34	42
Perceive less corruption than four years ago	10	21	9
Concerned about climate change	62	54	54
Support both market economy and democracy	26	34	42
Households affected by the crisis	46	49	31

Impact of the crisis

Forty-six per cent of respondents think that their households have been affected adversely by the crisis, which is slightly below the transition region average. The impact has been much greater among middle-aged people and those in the lower- and middle-income groups.

Life satisfaction

Life satisfaction has dropped since 2006 and is considerably below the transition average. Only about 30 per cent of respondents are satisfied with life, which represents a drop of around eight percentage points since 2006. Younger people (aged 18-39) and the middle classes have recorded the biggest decrease in satisfaction, while those over 60 seem to be happier than in 2006.

Confidence in a better future for the younger generation has slightly increased since 2006, to 49 per cent of respondents, and is comparable to the transition average. This level of optimism has remained unchanged among the lower-income groups, but has increased among older people and the upper-income bracket of the population.

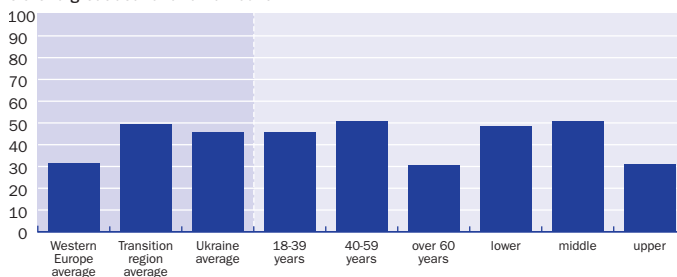
Attitudes towards democracy and market economy

Just over 25 per cent of respondents support a combination of democracy and a market economy as their preferred economic and political system. While this percentage is relatively high, another one-fifth feel that the type of political and economic does not matter. More importantly, about 15 per cent favour a planned economy and authoritarianism under some circumstances. Respondents would also exchange some political liberties for robust economic growth, although one-half believe that they already live in a country with few liberties and weak growth.

There is limited belief in the existence of some of the basic democratic institutions. About two-thirds of respondents think that they are free to travel abroad, but a much lower proportion think that Ukraine has law and order (16 per cent), a strong political opposition (19 per cent) or a court system that protects the rights of individuals against abuse by the state (11 per cent).

Almost one-half of households has been affected by the crisis

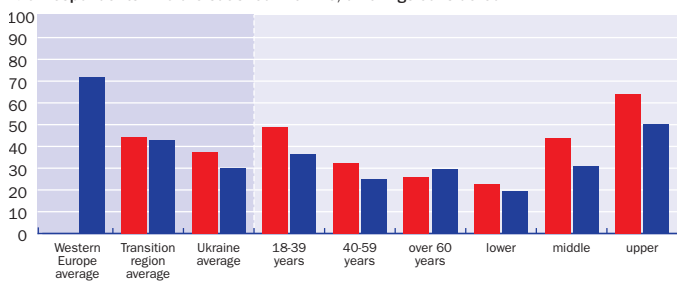
% of respondents whose households have been affected by the crisis, either a great deal or a fair amount



■ 2010

Less than one-third of people are now satisfied with their lives

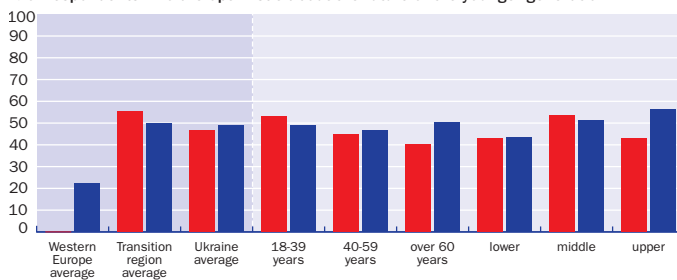
% of respondents who are satisfied with life, all things considered



■ 2006 ■ 2010

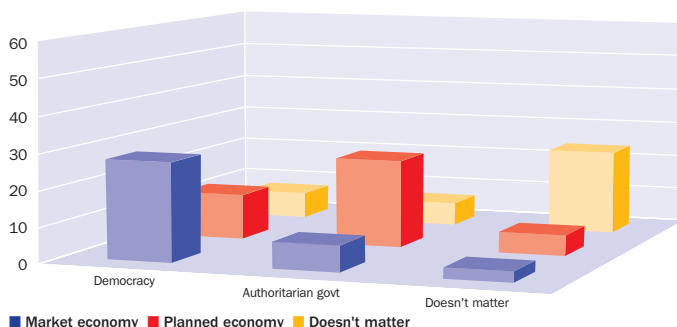
Optimism for the future is slightly up since 2006

% of respondents who are optimistic about the future of the younger generation



■ 2006 ■ 2010

Combination of democracy and market economy preferred to other options



■ Market economy ■ Planned economy ■ Doesn't matter

Generalised and institutional trust

The level of trust has increased since 2006 and is considerably higher than the transition average. Almost one-half of respondents think that people can be trusted, which represents about a 10 percentage point rise since 2006. Trust has particularly increased among the middle-aged and higher-income population groups.

Ukrainians have very low trust in their national institutions.

While trust in some institutions has increased since 2006, well below 30 per cent of respondents think that institutions overall can be trusted. The armed forces are the most highly rated and have merited the biggest increase in trust since 2006. Unsurprisingly, trust in banks and financial institutions has fallen significantly given the broad impact of the financial crisis on life in Ukraine.

Corruption perception

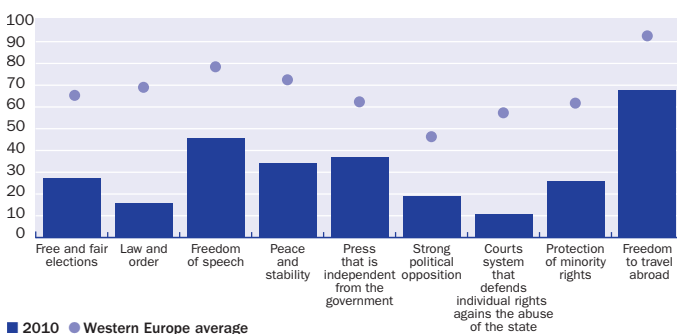
The level of perceived corruption in Ukraine is much higher than in most of the transition region, and has increased in certain public sector areas. Bribery is high across the public sector – 28 per cent of respondents think that irregular payments are used when dealing with the traffic police, 26 per cent with the public education system and 17 per cent with the civil courts. Perceived corruption remains most prevalent in the public health system according to 43 per cent of respondents (a rise of three percentage points since 2006). Most respondents disapprove of the need for bribery – less than 10 per cent think that a public official asking for a gift or favour in return for a service is wrong.

Priorities for government spending

About two-fifths of respondents think that there should be additional spending on the public health system, much higher than the percentage favouring extra expenditure on education, housing, pensions and helping the poor. Almost 50 per cent of respondents think that incomes should be made more equitable.

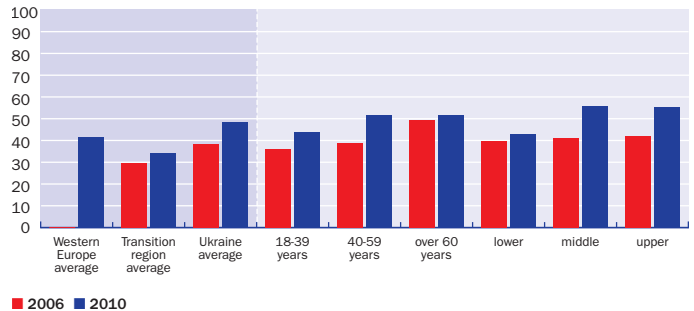
People believe court system is severely lacking

% of respondents who agree that the country has the basic democratic institutions



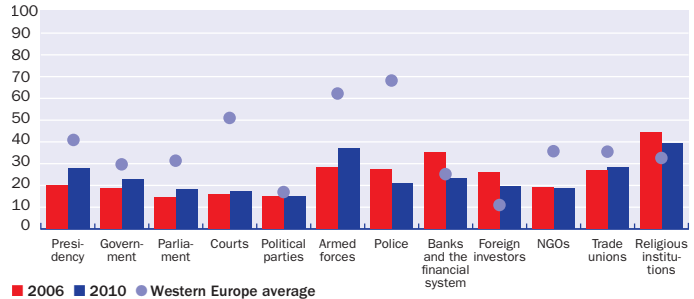
Trust level is up to well above transition region average

% of people who think that, generally, people can be trusted



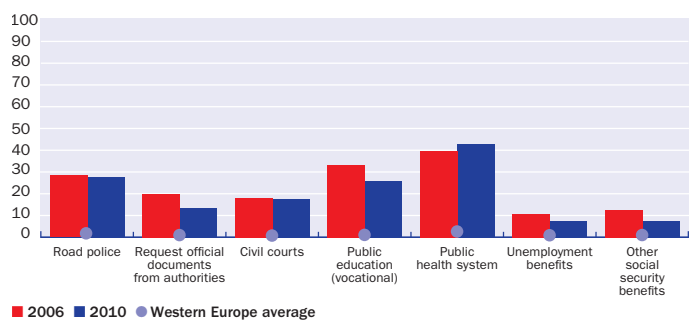
Trust in most institutions is low

% of respondents who have trust in institutions, by category



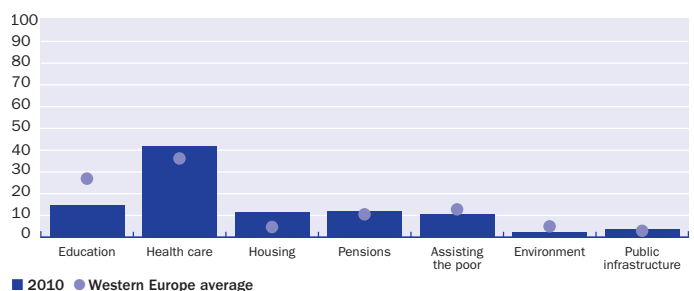
Irregular payments are high despite some decreases

% of respondents who believe that irregular payments are used, by category



Government spending on health care is biggest priority

% of respondents who think what should be the direction of extra government spending



Key findings (% , weighted)

	Uzbekistan	Average Transition region	Average Western Europe
Satisfied with life	66	43	72
Trust in others	49	34	42
Perceive less corruption than four years ago	59	21	9
Concerned about climate change	50	54	54
Support both market economy and democracy	57	34	42
Households affected by the crisis	20	49	31

Impact of the crisis

The economic crisis has left its mark on Uzbek citizens. However, the perceived impact is the lowest in the transition region. Only about one-fifth of respondents report that their household has been either severely or moderately affected, although this percentage is much higher among the lower socio-economic groups in the population. However, only 18 per cent of affected households received any government benefits and very few of those who lost their jobs received unemployment benefits.

Life satisfaction

Life satisfaction has decreased slightly in Uzbekistan since 2006 but remains well above the average for the transition region. Over 70 per cent of respondents are satisfied with life, particularly among the younger generation and the middle and upper classes.

There is confidence that children born today will have a better life than the preceding generation. The level of optimism is slightly higher than that recorded in 2006 and is now the highest level in the transition region. There has been an increase in optimism mainly among middle-aged and older people and among the lower and middle classes.

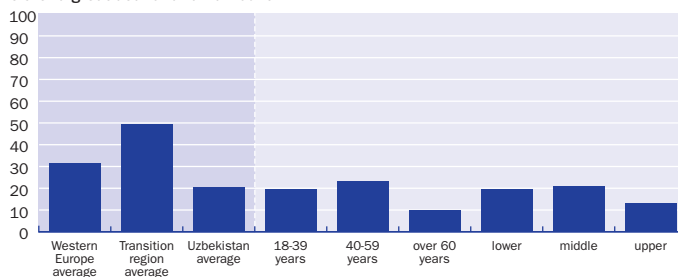
Attitudes towards democracy and market economy

More than one-half of Uzbek respondents say that a combination of democracy and a market economy is their preferred economic and political system. Only a very small percentage favour, under some circumstances, an authoritarian regime with a planned economy, while about 10 per cent do not have an explicit preference. The level of support for a market economy has risen dramatically in the past four years and Uzbekistan now has the highest support for a market economy in the transition region, at 62 per cent. Encouragingly, it also has some of the highest support for democratic political system.

There is a strong belief in the existence of basic democratic institutions. More than 80 per cent of respondents believe that Uzbekistan has free and fair elections and freedom to travel abroad and almost all think that their country enjoys peace and stability. However, the survey was unable to ask about the perceived existence of freedom of speech, an independent press and a strong political opposition due to local sensitivities on these questions.

A mere one-fifth of households has been affected by the crisis

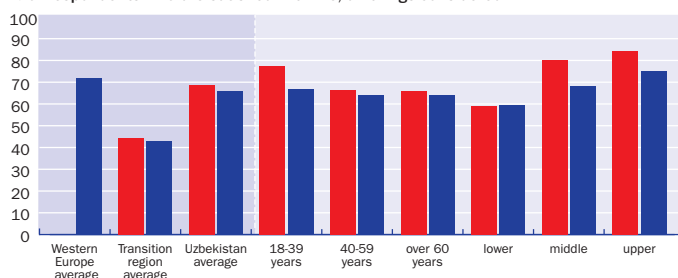
% of respondents whose households have been affected by the crisis, either a great deal or a fair amount



■ 2010

Life satisfaction remains well above transition region average

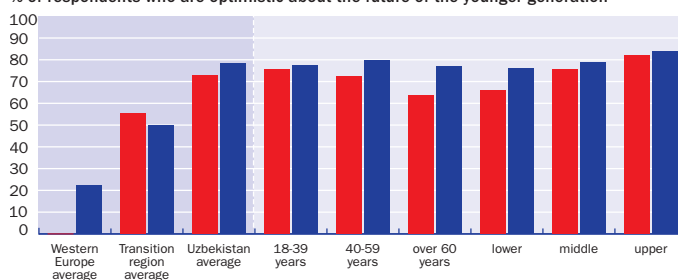
% of respondents who are satisfied with life, all things considered



■ 2006 ■ 2010

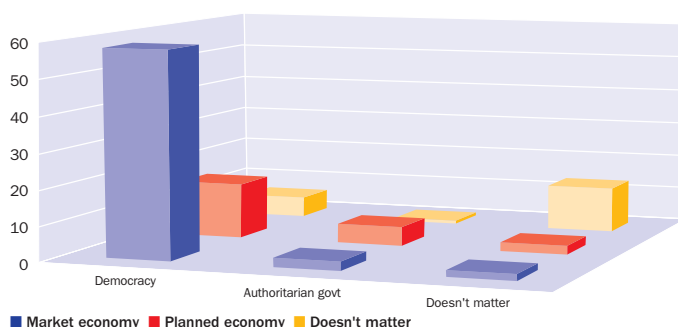
Already high optimism is further up since 2006

% of respondents who are optimistic about the future of the younger generation



■ 2006 ■ 2010

Over one-half of respondents prefer a combination of democracy and market economy to other options



■ Market economy ■ Planned economy ■ Doesn't matter

Generalised and institutional trust

The level of generalised trust has increased in Uzbekistan and stands well above the average for the transition region. It has risen almost uniformly across different age and income categories, but has been most marked among the younger and middle-aged sections of the population and the lower and middle classes. However, there is a markedly low level of trust in real-life situations: just over one-fifth of respondents believed that, if their wallet was lost in their neighbourhood, it would be returned to them.

Trust has increased in all public institutions and is among the highest in the transition region. Respondents particularly trust their government, parliament and the armed forces. Around one-third of respondents in Uzbekistan said the performance of the national government has improved in the past three years, which is also observed in other countries where economic growth has remained high during the economic crisis.

Corruption perception

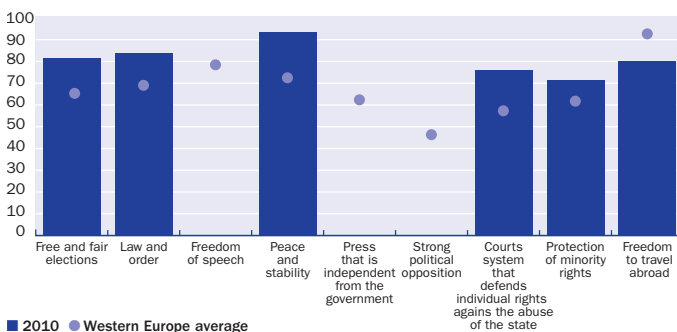
Corruption is still perceived to be a problem in the Uzbek public sector. However, 58 per cent of respondents agreed that corruption is lower than it was four years ago. About one-fifth of respondents claim to have made irregular payments when dealing with public sector authorities and bureaucracy, such as when requesting official documents, accessing the civil courts or public education, or applying for unemployment or other types of social security benefits. As in the rest of the transition region, corruption seems to be most endemic in the public health system, although it has decreased to some extent since 2006. Satisfaction with public service delivery remains average, but it has increased significantly in health care from 48 per cent to 64 per cent as corruption there has fallen most dramatically.

Priorities for government spending

About one-quarter of respondents would like extra government spending on public health care. A significant proportion also favour more investment in education, pensions and helping the poor.

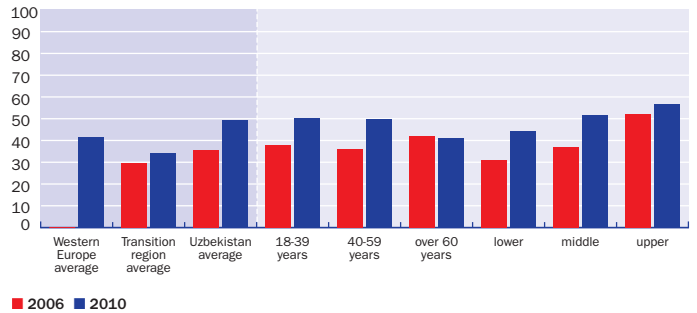
Strong belief in presence of certain basic institutions

% of respondents who think the country has the basic democratic institutions



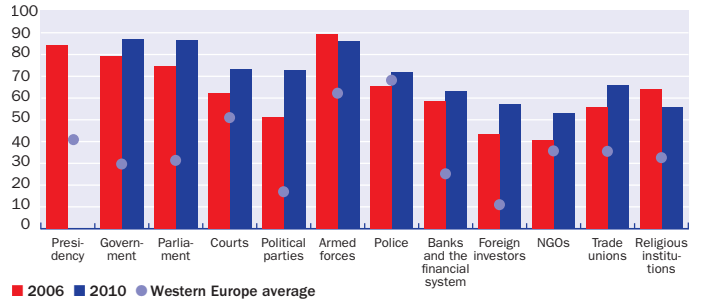
Trust is up to well above transition region average

% of people who think that, generally, people can be trusted



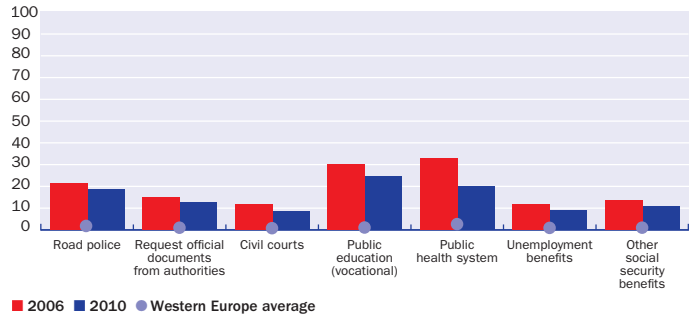
Very high trust in most institutions

% of respondents who have trust in institutions, by category



Irregular payments are slightly down since 2006

% of respondents who believe that irregular payments to public sector institutions are used, by category



Government spending on health care is biggest priority

% of respondents who think what should be the priority of extra government spending

